

ELECTRICAL DESIGN GROUP

ELECTRICAL BUILDING SERVICES CONSULTANTS

P.O. Box 15, SHERWOOD Q. 4075

Phone: (07) 3278 4375 Fax: (07) 3716 0222

Web Site: www.edg.net.au Email: brisbane@edg.net.au


C2559a - THE BELVEDERE HOTEL, WOODY POINT

C2559a-0007(B).xls

LIGHTING CONTROL SCHEDULE

REVISION B - 30 JUNE 2022

MISCELLANEOUS EQUIPMENT					REV
ITEM	DESCRIPTION				A
SP1	AS DETAILED IN THE EQUIPMENT SCHEDULE 6-BUTTON PROGRAMMABLE SWITCH PANEL C/W CENTRAL LCD DISPLAY DYNALITE ANTUMBRA DISPLAY ALUMINIUM				A
SP2	AS DETAILED IN THE EQUIPMENT SCHEDULE 6-BUTTON PROGRAMMABLE SWITCH PANEL C/W CENTRAL LCD DISPLAY DYNALITE ANTUMBRA DISPLAY ALUMINIUM				A
SP3	AS DETAILED IN THE EQUIPMENT SCHEDULE 6-BUTTON PROGRAMMABLE SWITCH PANEL C/W CENTRAL LCD DISPLAY DYNALITE ANTUMBRA DISPLAY ALUMINIUM				A
SP4	AS DETAILED IN THE EQUIPMENT SCHEDULE 6-BUTTON PROGRAMMABLE SWITCH PANEL C/W CENTRAL LCD DISPLAY DYNALITE ANTUMBRA DISPLAY ALUMINIUM				A
SP5	AS DETAILED IN THE EQUIPMENT SCHEDULE 6-BUTTON PROGRAMMABLE SWITCH PANEL C/W CENTRAL LCD DISPLAY DYNALITE ANTUMBRA DISPLAY ALUMINIUM				A
SP6	AS DETAILED IN THE EQUIPMENT SCHEDULE 6-BUTTON PROGRAMMABLE SWITCH PANEL C/W CENTRAL LCD DISPLAY DYNALITE ANTUMBRA DISPLAY ALUMINIUM				A
SP7	AS DETAILED IN THE EQUIPMENT SCHEDULE 6-BUTTON PROGRAMMABLE SWITCH PANEL C/W CENTRAL LCD DISPLAY DYNALITE ANTUMBRA DISPLAY ALUMINIUM				A
SP8	AS DETAILED IN THE EQUIPMENT SCHEDULE 6-BUTTON PROGRAMMABLE SWITCH PANEL C/W CENTRAL LCD DISPLAY DYNALITE ANTUMBRA DISPLAY ALUMINIUM				A
PE CELL	PROGRAMMABLE PE CELL DUS 90CS CONFIRM THE LOCATION ON SITE WITH THE ARCHITECT				A
TIME CLOCK	PROGRAMMABLE TIME CLOCK ENVISION GATEWAY PDEG C/W INTERNET ACCESS LOCATE DB-A				A
CONTROL MODULE A-1					A
	TYPE:	BROMIC 2620276-1			A
	DESCRIPTION	6800 W MULTI CHANNEL DIMMER CONTROLLER C/W WIRELESS REMOTE			A
	LOCATION	WALL MOUNTED ADJACENT DB-A			A
CHANNEL	CONTROL	DESCRIPTION			A
		LOCATION	CIRCUITS	USE	A
A-1	DIM	DECK	DB-A - L1	HEATER	A
A-2	DIM	DECK	DB-A - L2	HEATER	A
CONTROL MODULE A-2					A
	TYPE:	BROMIC 2620276-1			A
	DESCRIPTION	6800 W MULTI CHANNEL DIMMER CONTROLLER C/W WIRELESS REMOTE			A
	LOCATION	WALL MOUNTED ADJACENT DB-A			A
CHANNEL	CONTROL	DESCRIPTION			A
		LOCATION	CIRCUITS	USE	A
A-3	DIM	DECK	DB-A - L3	HEATER	A
A-4	DIM	DECK	DB-A - L4	HEATER	A



ELECTRICAL DESIGN GROUP

ELECTRICAL BUILDING SERVICES CONSULTANTS

P.O. Box 15, SHERWOOD Q. 4075

Phone: (07) 3278 4375 Fax: (07) 3716 0222

Web Site: www.edg.net.au Email: brisbane@edg.net.au


C2559a - THE BELVEDERE HOTEL, WOODY POINT

C2559a-0007(B).xls

LIGHTING CONTROL SCHEDULE

REVISION B - 30 JUNE 2022

CONTROL MODULE A-3					A
TYPE:		DYNALITE DDR1220FR-GL			B
DESCRIPTION		12 CH SWITCHING CONTROLLER			B
LOCATION		DB-A			A
BUS:		A			A
CHANNEL	CONTROL	DESCRIPTION			A
		LOCATION	CIRCUIT	USE	A
A-5	SWITCH	OUTDOOR	DB-A - L5	SIGN	B
A-6	SWITCH	COURTYARD	DB-A - L6	WL1	B
A-7	SWITCH	COURTYARD	DB-A - L6	WL1	B
A-8	SWITCH	OUTDOOR	DB-A - L6	WL1	B
A-9	SPARE				B
A-10	SPARE				B
A-11	SPARE				A
A-12	SPARE				A
					A
CONTROL MODULE A-4					A
TYPE:		DYNALITE DDBC1200			B
DESCRIPTION		12CH BROAD CAST DALI CONTROLLER			B
LOCATION		DB-A			A
BUS:		A			A
CHANNEL	CONTROL	DESCRIPTION			A
		LOCATION	CIRCUIT	USE	A
A-13	DALI DIM	ENTRY	DBA - L6	WL2	B
A-14	DALI DIM	DINING	DBA - L6	WL2	B
A-15	DALI DIM	EXTERNAL	DBA - L6	WL2	B
A-16	DALI DIM	COURTYARD	DBA - L6	WL2	B
A-17	SPARE				B
A-18	SPARE				A
A-19	SPARE				A
A-20	SPARE				A
					A
CONTROL MODULE A-5					A
TYPE:		DYNALITE DDBC1200			A
DESCRIPTION		12CH BROAD CAST DALI CONTROLLER			A
LOCATION		DIN RAIL MOUNTED WITHIN DB-A			A
BUS:		A			A
CHANNEL	CONTROL	DESCRIPTION			A
		LOCATION	CIRCUITS	USE	A
A-21	DALI DIM		DB-A - L8	UP2	A
A-22	DALI DIM		DB-A - L8	UP2	A
A-23	DALI DIM		DB-A - L8	UP2	A
A-24	DALI DIM		DB-A - L8	UP2	A
A-25	DALI DIM		DB-A - L8	UP2	A
A-26	DALI DIM		DB-A - L11	S14	B
A-27	DALI DIM		DB-A - L11	S14	B
A-28	DALI DIM		DB-A - L9	UP1	A
A-29	DALI DIM		DB-A - L9	UP2	A
A-30	DALI DIM		DB-A - L9	UP1	A
A-31	DALI DIM		DB-A - L9	UP2	A
A-32	SPARE				A



ELECTRICAL DESIGN GROUP

ELECTRICAL BUILDING SERVICES CONSULTANTS

P.O. Box 15, SHERWOOD Q. 4075

Phone: (07) 3278 4375 Fax: (07) 3716 0222

Web Site: www.edg.net.au Email: brisbane@edg.net.au


C2559a - THE BELVEDERE HOTEL, WOODY POINT

C2559a-0007(B).xls

LIGHTING CONTROL SCHEDULE

REVISION B - 30 JUNE 2022

CONTROL MODULE A-6					A
	TYPE:	DYNALITE DDBC1200			A
	DESCRIPTION	12CH BROAD CAST DALI CONTROLLER			A
	LOCATION	DIN RAIL MOUNTED WITHIN DB-A			A
	BUS:	A			A
CHANNEL	CONTROL	DESCRIPTION LOCATION	CIRCUITS	USE	
A-33	DALI DIM		DB-A - L10	S3	A
A-34	DALI DIM		DB-A - L14	SDL2 RDL1	B
A-35	DALI DIM		DB-A - L10	L9	A
A-36	DALI DIM		DB-A - L10	S13	A
A-37	DALI DIM		DB-A - L10	RDL1	A
A-38	DALI DIM		DB-A - L10	SDL2	B
A-39	DALI DIM		DB-A - L11	SDL2	A
A-40	DALI DIM		DB-A - L11	S8	A
A-41	DALI DIM	DINING	DB-A - L12	RDL1	A
A-42	DALI DIM	DINING	DB-A - L12	S10	A
A-43	DALI DIM		DB-A - L10	WL2	B
A-44	SPARE				A
					A
CONTROL MODULE A-7					A
	TYPE:	DYNALITE DDBC1200			A
	DESCRIPTION	12CH BROAD CAST DALI CONTROLLER			A
	LOCATION	DIN RAIL MOUNTED WITHIN DB-A			A
	BUS:	A			A
CHANNEL	CONTROL	DESCRIPTION LOCATION	CIRCUITS	USE	
A-45	DALI DIM		DB- A - L13	RDL1	A
A-46	DALI DIM		DB- A - L13	SDL2	A
A-47	DALI DIM		DB- A - L13	SDL2	A
A-48	DALI DIM		DB- A - L13	PL1	A
A-49	SPARE				A
A-50	SPARE				A
A-51	SPARE				A
A-52	SPARE				A
A-53	SPARE				A
A-54	SPARE				A
A-55	SPARE				A
A-56	SPARE				A
					A
CONTROL MODULE B-1					A
	TYPE:	BROMIC 2620276-1			A
	DESCRIPTION	6800 W MULTI CHANNEL DIMMER CONTROLLER C/W WIRELESS REMOTE			A
	LOCATION	WALL MOUNTED ADJACENT DB-B			A
CHANNEL	CONTROL	DESCRIPTION LOCATION	CIRCUITS	USE	
B-1	DIM	TERRACE	DB-B - L1	HEATER	A
B-2	DIM	TERRACE	DB-B - L2	HEATER	A
					A




C2559a - THE BELVEDERE HOTEL, WOODY POINT

C2559a-0007(B).xls

LIGHTING CONTROL SCHEDULE

REVISION B - 30 JUNE 2022

CONTROL MODULE B-2					A
TYPE:		DYNALITE DDR1220FR-GL			B
DESCRIPTION		12 CH SWITCHING CONTROLLER			B
LOCATION		DB-B			A
BUS:		A			A
CHANNEL	CONTROL	DESCRIPTION			A
		LOCATION	CIRCUIT	USE	A
B-3	SWITCH		DB-B - L7	STL1	B
B-4	SWITCH		DB-B - L7	FL1	B
B-5	SWITCH		DB-B - L9	STL1	B
B-6	SWITCH		DB-B - L8	FL2	B
B-7	SWITCH		DB-B - L3	WL1	B
B-8	SPARE				B
B-9	SWITCH		DB-B - L3	WL1	B
B-10	SWITCH		DB-B - L3	WL1	B
CONTROL MODULE B-3					A
TYPE:		DYNALITE DDR1220FR-GL			A
DESCRIPTION		12 CH SWITCHING CONTROLLER			A
LOCATION		DIN RAIL MOUNTED WITHIN DB-B			A
BUS:		A			A
CHANNEL	CONTROL	DESCRIPTION			A
		LOCATION	CIRCUITS	USE	A
B-11	SWITCH	GAMING	DB-B - L4	SIGN	B
B-12	SWITCH	GAMING	DB-B - L4	SIGN	B
B-13	SWITCH	GAMING	DB-B - L5	SIGN	B
B-14	SWITCH	GAMING	DB-B - L5	SIGN	B
B-15	SWITCH	GAMING	DB-B - L6	SIGN	B
B-16	SWITCH	GAMING	DB-B - L6	SIGN	B
B-17	SWITCH	GAMING ENTRY	DB-B - L18	SIGN	B
B-18	SWITCH	AMENITY LIGHTS	DB-B - L20	WL3 WL5	B
B-19	SPARE				A
B-20	SPARE				A
B-21	SPARE				A



ELECTRICAL DESIGN GROUP

ELECTRICAL BUILDING SERVICES CONSULTANTS

P.O. Box 15, SHERWOOD Q. 4075

Phone: (07) 3278 4375 Fax: (07) 3716 0222

Web Site: www.edg.net.au Email: brisbane@edg.net.au


C2559a - THE BELVEDERE HOTEL, WOODY POINT

C2559a-0007(B).xls

LIGHTING CONTROL SCHEDULE

REVISION B - 30 JUNE 2022

CONTROL MODULE B-4					A
	TYPE:	DYNALITE DDBC1200			A
	DESCRIPTION	12CH BROAD CAST DALI CONTROLLER			A
	LOCATION	DIN RAIL MOUNTED WITHIN DB-B			A
	BUS:	A			A
CHANNEL	CONTROL	DESCRIPTION			A
		LOCATION	CIRCUITS	USE	A
B-22					B
B-23	DALI DIM		DB-B - L7	UP2	A
B-24	DALI DIM		DB-B - L7	UP2	A
B-25	DALI DIM		DB-B - L7	WL2	B
B-26	DALI DIM		DB-B - L7	S6	A
B-27	DALI DIM		DB-B - L8	UP1	A
B-28	DALI DIM		DB-B - L8	UP2	A
B-29	SPARE				B
B-30	DALI DIM	COURTYARD	DB-B - L8	UP2	A
B-31	SPARE				B
B-32	DALI DIM		DB-B - L3	WL2	B
B-33	DALI DIM		DB-B - L3	WL2	B
					A
CONTROL MODULE B-5					A
	TYPE:	DYNALITE DDBC1200			A
	DESCRIPTION	12CH BROAD CAST DALI CONTROLLER			A
	LOCATION	DIN RAIL MOUNTED WITHIN DB-B			A
	BUS:	A			A
CHANNEL	CONTROL	DESCRIPTION			A
		LOCATION	CIRCUITS	USE	A
B-34	DALI DIM	COURTYARD	DB-B - L9	S15	A
B-35	DALI DIM		DB-B - L9	UP2	A
B-36	DALI DIM		DB-B - L9	UP2	A
B-37	DALI DIM		DB-B - L10	S5	A
B-38	DALI DIM		DB-B - L10	RDL1	A
B-39	DALI DIM		DB-B - L10	SDL3	B
B-40	DALI DIM		DB-B - L10	SDL2	A
B-41	DALI DIM		DB-B - L11	RDL1	B
B-42	DALI DIM		DB-B - L11	RDL1	A
B-43	DALI DIM		DB-B - L11	RDL1	A
B-44	DALI DIM		DB-B - L10	S18	B
B-45	SPARE				A
					A



ELECTRICAL DESIGN GROUP

ELECTRICAL BUILDING SERVICES CONSULTANTS

P.O. Box 15, SHERWOOD Q. 4075

Phone: (07) 3278 4375 Fax: (07) 3716 0222

Web Site: www.edg.net.au Email: brisbane@edg.net.au


C2559a - THE BELVEDERE HOTEL, WOODY POINT

C2559a-0007(B).xls

LIGHTING CONTROL SCHEDULE

REVISION B - 30 JUNE 2022

CONTROL MODULE B-6					A
	TYPE:	DYNALITE DDBC1200			A
	DESCRIPTION	12CH BROAD CAST DALI CONTROLLER			A
	LOCATION	DIN RAIL MOUNTED WITHIN DB-B			A
	BUS:	A			A
CHANNEL	CONTROL	DESCRIPTION			A
		LOCATION	CIRCUITS	USE	A
B-46	DALI DIM		DB-B - L11	SDL2	A
B-47	DALI DIM		DB-B - L11	RDL1	A
B-48	DALI DIM		DB-B - L12	CT1, CT2, CT3	A
B-49	DALI DIM		DB-B - L12	SDL2	A
B-50	DALI DIM		DB-B - L12	SDL2	A
B-51	DALI DIM	GAMING BAR	DB-D - L14	S17	B
B-52	DALI DIM	AMENITY LIGHTS	DB-B - L13	RDL1	A
B-53	DALI DIM	FEMALE	DB-B - L13	S12	A
B-54	DALI DIM	MALE	DB-B - L13	S12	A
B-55	DALI DIM	STAIR	DB-B - L13	UP2	A
B-56	DALI DIM	STAIR	DB-B - L13	S2	B
B-57	SPARE				A
CONTROL MODULE B-7					A
	TYPE:	DYNALITE DDBC1200			A
	DESCRIPTION	12CH BROAD CAST DALI CONTROLLER			A
	LOCATION	DIN RAIL MOUNTED WITHIN DB-B			A
	BUS:	A			A
CHANNEL	CONTROL	DESCRIPTION			A
		LOCATION	CIRCUITS	USE	A
B-58	DALI DIM		DB-D - L14	RDL1	A
B-59	DALI DIM	BAR	DB-D - L14	S9	A
B-60	DALI DIM		DB-D - L14	RDL5	B
B-61	DALI DIM		DB-D - L14	SDL3	A
B-62	DALI DIM		DB-D - L15	SDL3	A
B-63	DALI DIM		DB-D - L15	RDL5	B
B-64	DALI DIM		DB-D - L16	RDL4	A
B-65	DALI DIM		DB-D - L16	S4	A
B-66	SPARE				A
B-67	SPARE				A
B-68	SPARE				A
B-69	SPARE				A




C2559a - THE BELVEDERE HOTEL, WOODY POINT

C2559a-0007(B).xls

LIGHTING CONTROL SCHEDULE

REVISION B - 30 JUNE 2022

CONTROL MODULE B-8					B
		TYPE:	NO LONGER REQUIRED		B
		DESCRIPTION			B
		LOCATION			B
		BUS:			B
CHANNEL	CONTROL	DESCRIPTION			B
		LOCATION	CIRCUIT	USE	B
B-70					B
B-71					B
B-72					B
B-73					B
B-74					B
B-75					B
B-76					B
B-77					B
CONTROL MODULE B-9					A
		TYPE:	BROMIC 2620276-1		A
		DESCRIPTION	6800 W MULTI CHANNEL DIMMER CONTROLLER C/W WIRELESS REMOTE		A
		LOCATION	WALL MOUNTED ADJACENT DB-B		A
CHANNEL	CONTROL	DESCRIPTION			A
		LOCATION	CIRCUITS	USE	A
B-78	DIM	DOSA	DB-B - L19	HEATER	A
CONTROL MODULE C-1					A
		TYPE:	BROMIC 2620276-1		A
		DESCRIPTION	6800 W MULTI CHANNEL DIMMER CONTROLLER C/W WIRELESS REMOTE		A
		LOCATION	WALL MOUNTED ADJACENT DB-C		A
CHANNEL	CONTROL	DESCRIPTION			A
		LOCATION	CIRCUITS	USE	A
C-1	DIM	DECK	DB-C - L1	HEATER	A
C-2					A
CONTROL MODULE C-2					A
		TYPE:	BROMIC 2620276-1		A
		DESCRIPTION	6800 W MULTI CHANNEL DIMMER CONTROLLER C/W WIRELESS REMOTE		A
		LOCATION	WALL MOUNTED ADJACENT DB-C		A
CHANNEL	CONTROL	DESCRIPTION			A
		LOCATION	CIRCUITS	USE	A
C-3	DIM	DECK	DB-C - L2	HEATER	A
C-4	DIM	DECK	DB-C - L3	HEATER	A
CONTROL MODULE C-3					A
		TYPE:	BROMIC 2620276-1		A
		DESCRIPTION	6800 W MULTI CHANNEL DIMMER CONTROLLER C/W WIRELESS REMOTE		A
		LOCATION	WALL MOUNTED ADJACENT DB-6		A
CHANNEL	CONTROL	DESCRIPTION			A
		LOCATION	CIRCUITS	USE	A
C-5	DIM	DECK	DB-C - L4	HEATER	A
C-6	DIM	DECK	DB-C - L5	HEATER	A




C2559a - THE BELVEDERE HOTEL, WOODY POINT

C2559a-0007(B).xls

LIGHTING CONTROL SCHEDULE

REVISION B - 30 JUNE 2022

CONTROL MODULE C-4					A
TYPE:		DYNALITE DDMC802V2 + MODULES AS REQUIRED			B
DESCRIPTION		4PORT CONTROLLER WITH 3 DALI CHANNELS AND ONE SWITCHED CHANNEL			B
LOCATION		DB-C			A
BUS:		A			A
CHANNEL	CONTROL	DESCRIPTION			A
		LOCATION	CIRCUIT	USE	A
C-7	DALI DIM		DB-C - L10	WL2	B
C-8	DALI DIM		DB-C - L10	WL2	B
C-9	DALI DIM		DB-C - L10	PL2	A
C-10	SPARE				A
C-11	SWITCH		DB-C - L10	PL3	A
C-12	SPARE				A
C-13	SPARE				A
C-14	SPARE				A
					A
CONTROL MODULE C-5					A
TYPE:		DYNALITE DDBC1200			A
DESCRIPTION		12CH BROAD CAST DALI CONTROLLER			A
LOCATION		DIN RAIL MOUNTED WITHIN DB-C			A
BUS:		A			A
CHANNEL	CONTROL	DESCRIPTION			A
		LOCATION	CIRCUITS	USE	A
C-15					B
C-16	DALI DIM		DB-C - L6	UP2	A
C-17	DALI DIM		DB-C - L6	UP2	A
C-18	DALI DIM		DB-C - L6	UP2	A
C-19	DALI DIM		DB-C - L11	SDL2	A
C-20	DALI DIM		DB-C - L11	SDL2	A
C-21	DALI DIM		DB-C - L11	UP2	A
C-22	DALI DIM		DB-C - L11	UP2	A
C-23	DALI DIM		DB-C - L12	RDL1	A
C-24	SPARE				A
C-25	SPARE				A
C-26	SPARE				A
					A



ELECTRICAL DESIGN GROUP

ELECTRICAL BUILDING SERVICES CONSULTANTS

P.O. Box 15, SHERWOOD Q. 4075

Phone: (07) 3278 4375 Fax: (07) 3716 0222

Web Site: www.edg.net.au Email: brisbane@edg.net.au


C2559a - THE BELVEDERE HOTEL, WOODY POINT

C2559a-0007(B).xls

LIGHTING CONTROL SCHEDULE

REVISION B - 30 JUNE 2022

CONTROL MODULE C-6					A
	TYPE:	DYNALITE DDBC1200			A
	DESCRIPTION	12CH BROAD CAST DALI CONTROLLER			A
	LOCATION	DIN RAIL MOUNTED WITHIN DB-C			A
	BUS:	A			A
CHANNEL	CONTROL	DESCRIPTION			A
		LOCATION	CIRCUITS	USE	A
C-27	DALI DIM		DB-C - L13	RDL1	A
C-28	DALI DIM		DB-C - L13	RDL1	A
C-29	DALI DIM		DB-C - L13	S11	A
C-30	DALI DIM		DB-C - L13	RDL1	A
C-31	DALI DIM		DB-C - L13	S7	A
C-32	DALI DIM		DB-C - L14	TRK1	A
C-33	DALI DIM		DB-C - L14	RDL1	A
C-34	DALI DIM		DB-C - L14	WL4	B
C-35	DALI DIM		DB-C - L8	RDL1	B
C-36	DALI DIM		DB-C - L8	SDL4	B
C-37	DALI DIM		DB-C - L8	SDL4	B
C-38	DALI DIM		DB-C - L8	S16	A
					A
CONTROL MODULE D-1					A
	TYPE:	DYNALITE DDBC1200			B
	DESCRIPTION	12CH BROAD CAST DALI CONTROLLER			B
	LOCATION	DIN RAIL MOUNTED WITHIN DB-D			B
	BUS:	A			A
CHANNEL	CONTROL	DESCRIPTION			A
		LOCATION	CIRCUIT	USE	A
D-1	DALI DIM		DB-D - L3	WL2	B
D-2	DALI DIM		DB-D - L11	WL2	B
D-3	DALI DIM		DB-D - L11	WL2	B
D-4	DALI DIM		DB-D - L12	RDL3	B
D-5	DALI DIM		DB-D - L12	RDL1	B
D-6	DALI DIM		DB-D - L12	RDL1	B
D-7	DALI DIM		DB-D - L12	RDL1	B
D-8	SPARE				A
					A



ELECTRICAL DESIGN GROUP

ELECTRICAL BUILDING SERVICES CONSULTANTS

P.O. Box 15, SHERWOOD Q. 4075

Phone: (07) 3278 4375 Fax: (07) 3716 0222

Web Site: www.edg.net.au Email: brisbane@edg.net.au

C2559a - THE BELVEDERE HOTEL, WOODY POINT

C2559a-0007(B).xls

LIGHTING CONTROL SCHEDULE

REVISION B - 30 JUNE 2022

CONTROL MODULE D-2						A
	TYPE:	DYNALITE DDRC1220FR-GL				B
	DESCRIPTION	12 CH SWITCHING CONTROLLER				B
	LOCATION	DIN RAIL MOUNTED WITHIN DB-D				A
	BUS:	A				A
CHANNEL	CONTROL	DESCRIPTION			A	
		LOCATION	CIRCUITS	USE	A	
D-9	SWITCH	ROOF	DB-D - L4	SIGN	A	
D-10	SWITCH	CEILING SPACE	DB-D - L5	EXHAUST FAN	A	
D-11	SWITCH	CEILING SPACE	DB-D - L6	EXHAUST FAN	A	
D-12	SWITCH		DB-D - L3	PL3	B	
D-13	SWITCH		DB-D - L11	WL3	B	
D-14	SPARE				A	
D-15	SPARE				A	
D-16	SPARE				A	
D-17	SPARE				A	
D-18	SPARE				A	
D-19	SPARE				A	
D-20	SPARE				A	
CONTROL MODULE D-3						A
	TYPE:	DYNALITE DDBC1200				A
	DESCRIPTION	12CH BROARD CAST DALI CONTROLLER				A
	LOCATION	DIN RAIL MOUNTED WITHIN DB-D				A
	BUS:	A				A
CHANNEL	CONTROL	DESCRIPTION			A	
		LOCATION	CIRCUITS	USE	A	
D-25	DALI DIM	DECK	DB-D - L7	RDL1	A	
D-26	DALI DIM	LOUNGE	DB-D - L7	SDL1	A	
D-27	SPARE				B	
D-28	SPARE				B	
D-29	DALI DIM		DB-D - L8	UP2	A	
D-30	DALI DIM		DB-D - L8	RDL1	A	
D-31	DALI DIM		DB-D - L8	RDL1	A	
D-32	DALI DIM		DB-D - L8	RDL1	B	
D-33	DALI DIM		DB-D - L9	UP2	A	
D-34	DALI DIM		DB-D - L10	S12	A	
D-35	DALI DIM		DB-D - L10	RDL1	A	
D-36	DALI DIM		DB-D - L10	RDL1	A	