



















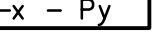
























































































LEGEND

-  ELECTRICAL SERVICES SWITCHBOARD.
-  SWITCHBOARD / CONTROL PANEL NOT PROVIDED AS PART OF THE ELECTRICAL SUBCONTRACT.
-  SINGLE POWER OUTLET.
-  DOUBLE POWER OUTLET.
-  DOUBLE POWER OUTLET C/W USB CHARGER.
-  SPECIAL PURPOSE POWER OUTLET.
-  SINGLE PHASE ISOLATOR.
-  THREE PHASE ISOLATOR.
-  ELECTRICAL JUNCTION BOX / RISER AS NOTED.
-  ELECTRICAL CABLE TRAY / LADDER AS NOTED.
-  CONDUIT ROUTE.
-  x DENOTES CONDUIT TYPE.
-  ELECTRICAL PIT, TYPE AS NOTED.
-  HAND DRYER CONNECTION.
-  LIGHTING PRESENCE DETECTOR SWITCH.
-  LIGHTING CONTROL SWITCH PANEL, TYPE AS NOTED.
-  ONE-WAY LIGHT SWITCH.
-  TWO-WAY LIGHT SWITCH.
-  CIRCUIT LINE.
-  SWITCH LINE.
-  DB-x - Py POWER CIRCUIT DESIGNATION. DENOTES DB AND CIRCUIT.
-  LIGHTING CONTROL CHANNEL REFERENCE.
-  ELECTRICAL EQUIPMENT AS NOTED.
-  RJ45 COMMUNICATIONS OUTLET ALL TO CR-A, UNLESS NOTED AS "T" THEN TO CR-T.
-  RJ45 GAMING LINK OUTLET.
-  FIRE INDICATOR PANEL.
-  NBN PREMISES CONNECTION DEVICE.
-  NBN NETWORK TERMINATION DEVICE.
-  FLOOR BOX, TYPE AS NOTED.
-  GAMING FIBRE.
-  HDMI OUTLET, TYPE AS NOTED.
-  M1 SUPPLY AUTHORITY CODE COMPLIANT LV MAXIMUM DEMAND TARIFF METER.
-  M2 PRIVATE MULTIFUNCTION METER.
-  FUSE.
-  SINGLE PHASE.
-  THREE PHASE.
-  CURRENT TRANSFORMER C/W REMOVABLE LINK.
-  FUSE LINK.
-  COMBINED FUSE SWITCH.

LEGEND

-  CIRCUIT BREAKER.
-  ISOLATOR.
-  RESIDUAL CURRENT DEVICE.
-  CONTACTOR - NORMALLY OPEN.
-  CONTACTOR - NORMALLY CLOSED.
-  REFER TO DETAIL NOTED FOR THE AREA SHOWN HATCHED. ADDITIONAL OUTLETS & FITTINGS MAY BE SHOWN ON DETAIL.
-  E1: WHITE RECESSED GENERAL LED EMERGENCY LIGHT.
-  E2: WHITE SURFACE MOUNTED GENERAL LED EMERGENCY LIGHT.
-  E3 EX: WHITE EMERGENCY LED EXIT LIGHT, BACK OF HOUSE.
-  E4 EX: WHITE EMERGENCY LED EXIT LIGHT, FRONT OF HOUSE.
-  E5 EX: WHITE EMERGENCY LED EXIT LIGHT, SURFACE MOUNTED, FRONT OF HOUSE.
-  E6: BLACK RECESSED GENERAL LED EMERGENCY LIGHT.
-  E7 EX: BLACK EMERGENCY LED EXIT LIGHT, FRONT OF HOUSE.
-  Lx: LIGHT FITTING C/W NON-MAINTAINED EMERGENCY BATTERY PACK. TYPE AS NOTED.
-  L1: BLACK 9M POLE C/W SINGLE CARPARK AREA LIGHT.
-  L2: BLACK 9M POLE C/W TWO CARPARK AREA LIGHTS.
-  L3: WHITE RECESSED 300 x 600 FLAT PANEL TROFFER.
-  L4: WHITE RECESSED 300 x 1200 FLAT PANEL TROFFER.
-  L5: 1200 BATTEN C/W INTEGRAL MOVEMENT SENSOR SWITCH.
-  L6: 600 x 600 WHITE RECESSED FLAT PANEL TROFFER.
-  L7: WHITE RECESSED AMENITY DOWNLIGHT.
-  L8: NO LONGER REQUIRED.
-  L9: WHITE RECESSED DALI DIMMABLE DOWNLIGHT.
-  L10: 1200 LONG WALL MOUNTED BATTEN.
-  CTX: DECORATIVE CATENARY LIGHTING SYSTEM TYPE x.
-  FLx: DECORATIVE TREE FAIRY LIGHT SYSTEM TYPE x.
-  SDL1: SURFACE CAN DOWNLIGHT.
-  SDL2: SURFACE CAN DOWNLIGHT.
-  SDL3: SURFACE DECORATIVE FITTING.
-  SDL4: BLACK SURFACE CAN DOWNLIGHT.
-  TRK1: TRACK LIGHT SYSTEM.
-  HEC: CEILING MOUNTED HEATER, TYPE x.
-  HEW: WALL MOUNTED HEATER.
-  PL1: DECORATIVE PENDANT.
-  PL2: DECORATIVE PENDANT.
-  PL3: DECORATIVE PENDANT.
-  PL4: NO LONGER REQUIRED.

LEGEND

-  RDL1: DECORATIVE RECESSED DOWNLIGHT.
-  RDL3: DECORATIVE WALL WASHER.
-  RDL4: DECORATIVE RECESSED DOWNLIGHT.
-  RDL5: BLACK DECORATIVE RECESSED DOWNLIGHT.
-  STL1: DECORATIVE RECESSED BRICK LIGHT.
-  UP1: INGROUND UP LIGHT.
-  UP2: GARDEN STAKE LIGHT.
-  S1: NO LONGER REQUIRED.
-  S2: STAIR HANDRAIL LIGHTS.
-  S3: STAIR HANDRAIL LIGHTS.
-  S4: GAMING CEILING STRIP LIGHTS.
-  S5: PUBLIC BAR REAR COUNTER STRIP LIGHTS.
-  S6: STAIR HANDRAIL LIGHTS.
-  S7: LOUNGE BAR STRIP LIGHTS.
-  S8: SUNSET DISPLAY STRIP LIGHTS.
-  S9: CASHIER REAR DISPLAY STRIP LIGHTS.
-  S10: SUNSET BAR COUNTER STRIP LIGHT.
-  S11: TOP DECK BAR REAR DISPLAY STRIP LIGHT.
-  S12: AMENITY PELMET STRIP LIGHT.
-  S13: PIZZA COUNTER STRIP LIGHT.
-  S14: CONCRETE SEAT ROPE LIGHT.
-  S15: CONCRETE SEAT ROPE LIGHT.
-  S16: FUNCTION ROOM CEILING PELMET STRIP LIGHT.
-  S17: GAMING BAR SKIRTING STRIP LIGHT.
-  S18: SPORTS BAR OVERHEAD SHELVING STRIP LIGHT.
-  WL1: DECORATIVE WALL LIGHT.
-  WL2: DECORATIVE WALL LIGHT.
-  WL3: DECORATIVE WALL LIGHT.
-  WL4: LOW LEVEL WALL UPLIGHT.
-  WL5: VANITY WALL LIGHT.
-  F1: CEILING FAN.

NOTE

ALL ELECTRICAL PENETRATIONS THROUGH THE ROOF SHEETING ARE TO BE IN LINE WITH THE STRUCTURAL OR MECHANICAL SERVICES PENETRATIONS TO AVOID DEDICATED FLASHINGS FOR THE ELECTRICAL SERVICES.