






















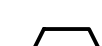






























































LEGEND

-  ELECTRICAL SERVICES SWITCHBOARD.
-  SWITCHBOARD / CONTROL PANEL NOT PROVIDED AS PART OF THE ELECTRICAL SUBCONTRACT.
-  SINGLE POWER OUTLET.
-  DOUBLE POWER OUTLET.
-  SPECIAL PURPOSE POWER OUTLET.
-  SINGLE PHASE ISOLATOR.
-  THREE PHASE ISOLATOR.
-  JUNCTION BOX.
-  CONDUIT ROUTE.
-  x DENOTES CONDUIT TYPE.
-  PIT x □ ELECTRICAL PIT, TYPE AS NOTED.
-  T □ TELSTRA PIT.
-  DF DRINKING FOUNTAIN CONNECTION.
-  ESO EMERGENCY POWER SHUT OFF.
-  FBx ELECTRICAL FLOOR BOX, TYPE AS NOTED.
-  HD HAND DRYER CONNECTION.
-  DS LIGHTING DOOR ACTIVATION SWITCH.
-  MS LIGHTING MOTION SENSOR SWITCH.
-  PD LIGHTING PRESENCE DETECTOR SWITCH.
-  SP LIGHTING CONTROL SWITCH PANEL.
-  ONE-WAY LIGHT SWITCH.
-  TWO-WAY LIGHT SWITCH.
-  CEILING FAN SPEED CONTROLLER (FSC).
-  CEILING FAN.
-  CIRCUIT LINE.
-  SWITCH LINE.
-  DB-x - Py POWER CIRCUIT DESIGNATION. DENOTES DB AND CIRCUIT.
-  xx LIGHTING CONTROL CHANNEL REFERENCE.
-  MAIN DISTRIBUTION FRAME.
-  ELECTRICAL EQUIPMENT AS NOTED.
-  MATV BELLING-LEA OUTLET.
-  RJ45 COMMUNICATIONS OUTLET.
-  NTD NBN NETWORK TERMINATION DEVICE.
-  PCD NBN PREMISES CONNECTION DEVICE.
-  AD ACCESS CONTROL AUTO DOOR INTERFACE.
-  CR ACCESS CONTROL CARD READER.
-  ES ACCESS CONTROL DOOR ELECTRIC STRIKE.
-  LIM ACCESS CONTROL LIFT INTERFACE MODULE.
-  RSD ACCESS CONTROL ROLLER SHUTTER DOOR INTERFACE.

LEGEND

-  MH ACCESS CONTROL MAGNETIC DOOR HOLDER.
-  ACCESS CONTROL DOOR REED SWITCH.
-  SECURITY CAMERA.
-  DGP SECURITY DATA GATHERING PANEL.
-  KP SECURITY KEY PANEL.
-  SECURITY DIRECTIONAL MOTION DETECTOR.
-  SECURITY SIREN STROBE.
-  PI SECURITY PIEZO SIREN.
-  PA HORN / HOOTER.
-  PA MULTI-TAP CONE SPEAKER.
-  FIRE EVACUATION SPEAKER.
-  FIP FIRE INDICATOR PANEL.
-  FIRE DOOR INTERFACE.
-  FIRE ALARM HORN.
-  THERMAL DETECTOR.
-  MCP MANUAL CALL POINT.
-  SD SMOKE DETECTOR.
-  SA SMOKE ALARM.
-  CAT-6 LINK CABLE OUTLET.
-  AVx AUDIO VISUAL OUTLETS, TYPE AS NOTED.
-  LC AUDIO LINE CONVERTER.
-  SI AUDIO SPEAKER OUTLETS.
-  TR AUDIO FM TRANSMITTER.
-  KWH SUPPLY AUTHORITY CODE COMPLIANT LV MAXIMUM DEMAND TARIFF METER.
-  M PRIVATE METER.
-  MDI MAXIMUM DEMAND INDICATORS.
-  SPR SURGE PROTECTION.
-  VI VOLTAGE INDICATOR C/W SELECTOR SWITCH.
-  FUSE.
-  SINGLE PHASE.
-  THREE PHASE.
-  CT CURRENT TRANSFORMER C/W REMOVABLE LINK.
-  FL FUSE LINK.
-  CFS COMBINED FUSE SWITCH.
-  CB CIRCUIT BREAKER.
-  ISOLATOR.
-  RCD RESIDUAL CURRENT DEVICE.
-  NO CONTACTOR - NORMALLY OPEN.
-  NC CONTACTOR - NORMALLY CLOSED.

LEGEND

-  REFER TO DETAIL NOTED FOR THE AREA SHOWN HATCHED. ADDITIONAL OUTLETS & FITTINGS MAY BE SHOWN ON DETAIL.
-  E1: GENERAL LED EMERGENCY LIGHT.
-  EX: EMERGENCY LED EXIT LIGHT.
-  Lx: LIGHTING C/W NON-MAINTAINED EMERGENCY BATTERY PACK. TYPE AS NOTED.
-  L1: _____
-  L2: _____

PENDING NOT YET CONFIRMED

PENDING NOT YET CONFIRMED

A	PRELIMINARY	26/07/2024
REV:	DESCRIPTION:	DATE:

ELECTRICAL DESIGN GROUP
ELECTRICAL BUILDING SERVICES CONSULTANTS

BRISBANE: P.O. Box 15 Sherwood Qld 4075
Phone: (07) 3278 4375
Email: brisbane@edg.net.au
Web: www.edg.net.au

ELECTRICAL DESIGN GROUP BRISBANE / TRADING AS: ELECTRICAL DESIGN GROUP
PTY LTD ACN 092 710 793

PROJECT:
CABOOLTURE SPORTS CLUB REFURBISHMENT

SITE ADDRESS:
19-27 STATION ROAD, MORAYFIELD

SCALE: NOT TO SCALE SHEET SIZE: AT A1

DRAWING TITLE:
ELECTRICAL SERVICES LEGEND

PROJECT NO. DRAWING NO. REVISION:

C3264a E01 A