








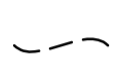
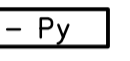
















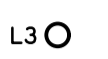


















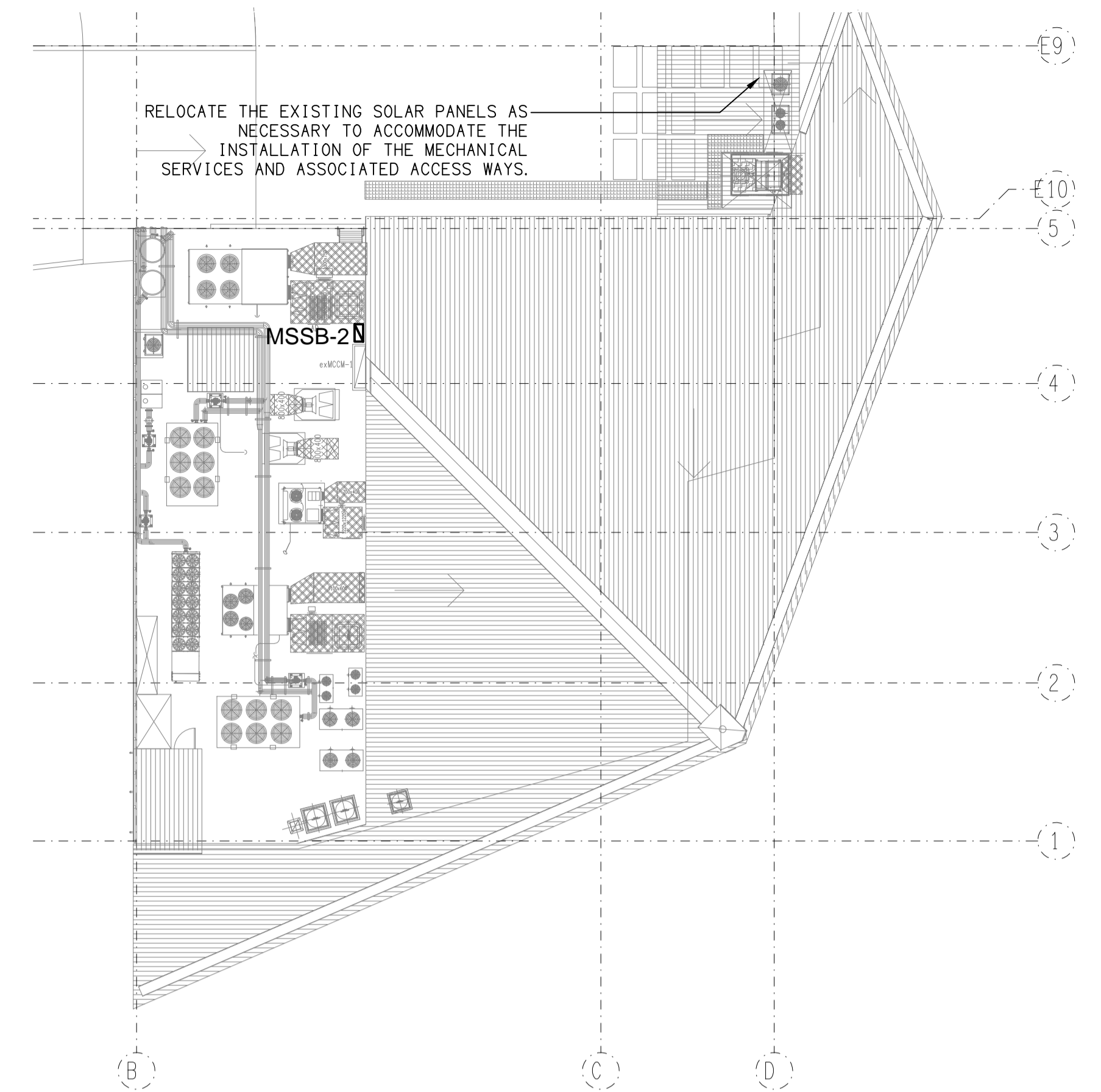


**LEGEND**

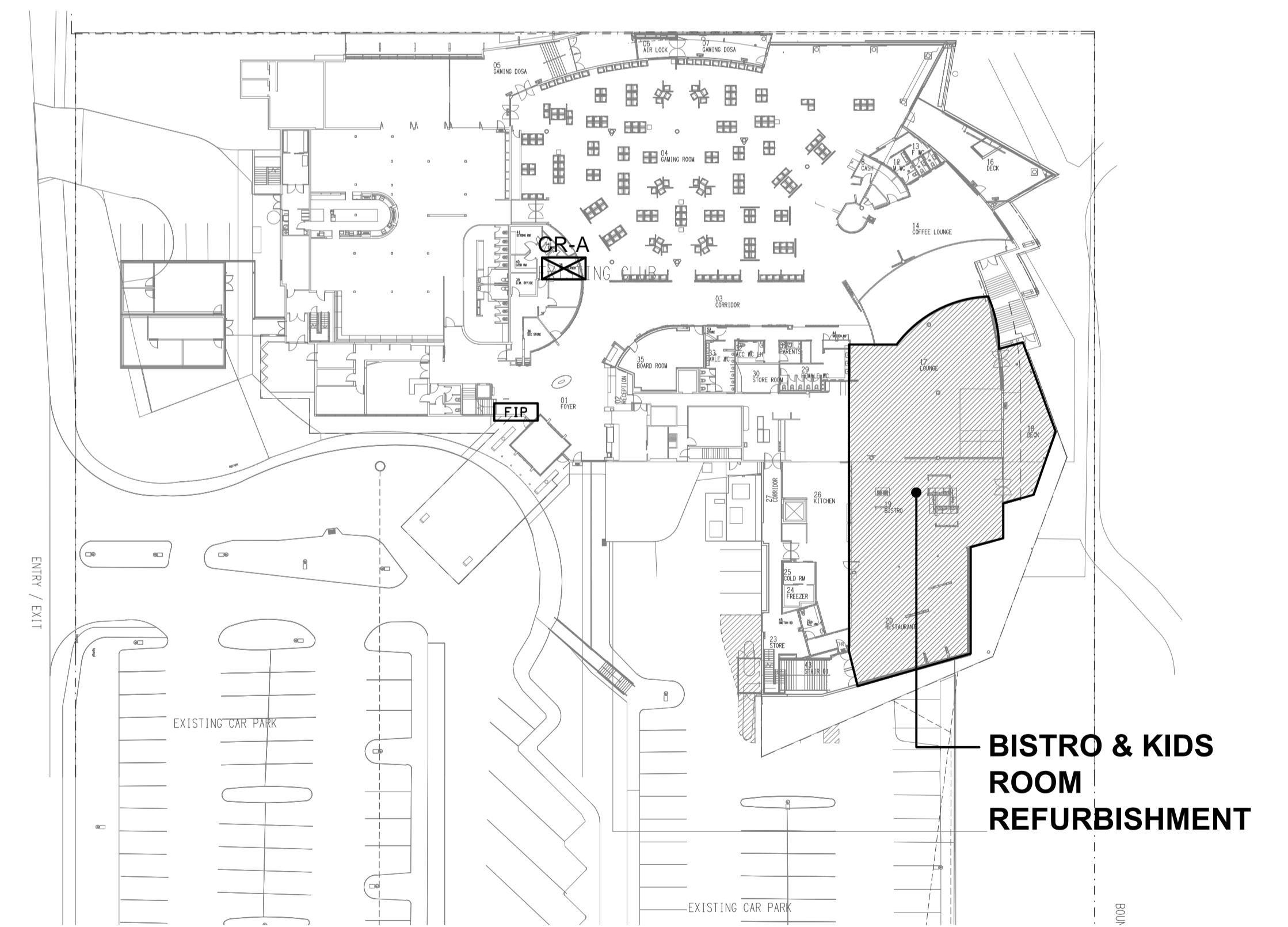
-  ELECTRICAL SERVICES SWITCHBOARD.
-  SWITCHBOARD / CONTROL PANEL NOT PROVIDED AS PART OF THE ELECTRICAL SUBCONTRACT.
-  SINGLE POWER OUTLET.
-  DOUBLE POWER OUTLET.
-  SPECIAL PURPOSE POWER OUTLET.
-  SIGNAGE OUTLET.
-  SINGLE PHASE ISOLATOR.
-  THREE PHASE ISOLATOR.
-  LIGHTING CONTROL SWITCH PANEL.
-  EXISTING CEILING FAN.
-  CIRCUIT LINE.
-  SWITCH LINE.
-  POWER CIRCUIT DESIGNATION. DENOTES DB AND CIRCUIT.
-  LIGHTING CONTROL CHANNEL REFERENCE.
-  ELECTRICAL EQUIPMENT AS NOTED.
-  RJ45 COMMUNICATIONS OUTLET.
-  AV RJ45 CAT-6 COMMUNICATIONS OUTLET.
-  EXISTING FIRE INDICATOR PANEL.
-  EXISTING FIRE EVACUATION SPEAKER.
-  FIRE EVACUATION SPEAKER.
-  EXISTING THERMAL DETECTOR.
-  SMOKE DETECTOR.
-  REFER TO DETAIL NOTED FOR THE AREA SHOWN HATCHED. ADDITIONAL OUTLETS & FITTINGS MAY BE SHOWN ON DETAIL.

**LEGEND**

-  E1: GENERAL LED EMERGENCY LIGHT WHITE.
-  E2: GENERAL LED EMERGENCY LIGHT BLACK.
-  EX: EMERGENCY LED EXIT LIGHT.
-  L1: 9 LAMP FEATURE PENDANT C/W REMOTE DALI DIMMABLE DRIVER.
-  L2: 3 LAMP FEATURE PENDANT C/W REMOTE DALI DIMMABLE DRIVER.
-  L3: 800 DIA FEATURE PENDANT C/W REMOTE DALI DIMMABLE DRIVER.
-  L4: ACOUSTIC PENDANT C/W REMOTE DALI DIMMABLE DRIVER.
-  L5: ACOUSTIC PENDANT C/W REMOTE DALI DIMMABLE DRIVER.
-  L6: FEATURE PENDANT SWITCHED.
-  L7: ADJUSTABLE SURFACE LIGHT C/W REMOTE DALI DIMMABLE DRIVER.
-  L8: TWIN HEAD RECESSED DOWNLIGHT C/W REMOTE DALI DIMMABLE DRIVER.
-  L9: DECORATIVE TABLE LAMP.
-  L10: DECORATIVE WALL LIGHT.
-  L11: DECORATIVE TABLE LAMP.
-  L12: DECORATIVE TABLE LAMP.
-  L13: DECORATIVE TABLE LAMP.
-  L14: EXISTING COFFER STRIP LIGHT TO REMAIN AS IS.
-  L15: EXISTING LED STRIP LIGHT MOUNTED WITHIN THE TRUSS TO REMAIN AS IS.
-  L16: DALI DIMMABLE LED STRIP LIGHT MOUNTED WITHIN A CEILING BULKHEAD PELMET.
-  L17: EXISTING RECESSED DOWNLIGHT C/W REMOTE DALI DIMMABLE DRIVER WHITE TO REMAIN AS IS.
-  L18: RECESSED DOWNLIGHT C/W REMOTE DALI DIMMABLE DRIVER BLACK.
-  L19: RECESSED DOWNLIGHT C/W REMOTE DALI DIMMABLE DRIVER WHITE.
-  L20: DALI DIMMABLE LED ROPE LIGHT MOUNTED WITHIN THE JOINERY.



**ROOF PLAN**  
BISTRO & KIDS ROOM  
SCALE 1: 200



**LOCATION PLAN**  
BISTRO & KIDS ROOM EXTENT OF WORKS  
SCALE 1: 500

ELECTRICAL DESIGN GROUP BRISBANE  
PTY LTD  
ACN 092 710 793  
TRADING AS:  
ELECTRICAL DESIGN GROUP

THE COPYRIGHT OF THIS DRAWING  
REMAINS THE PROPERTY OF THE  
ELECTRICAL DESIGN GROUP.  
USE FIGURED DIMENSIONS  
IN PREFERENCE TO SCALE.  
ALL DIMENSIONS TO BE  
VERIFIED ONSITE.

**ELECTRICAL DESIGN GROUP**  
ELECTRICAL BUILDING SERVICES CONSULTANTS  
BRISBANE GOLD COAST

P.O.Box 15, Sherwood Q.4075  
Phone: (07) 3278 4375  
Email: brisbane@edg.net.au  
Web: www.edg.net.au

PROJECT:  
BROTHERS LEAGUES CLUB, IPSWICH  
BISTRO & KIDS ROOM

WILDEY STREET, IPSWICH

2	CONSTRUCTION	04/11/2024
REV:	DESCRIPTION:	DATE:

DRAWING:  
**ELECTRICAL SERVICES  
LEGEND**

SCALE:  
1:500

AT A1

PROJECT NO:  
**C3269a**

DRAWING NO:  
**E01**

REVISION:  
**2**