






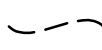
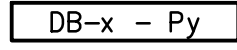









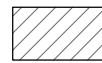





















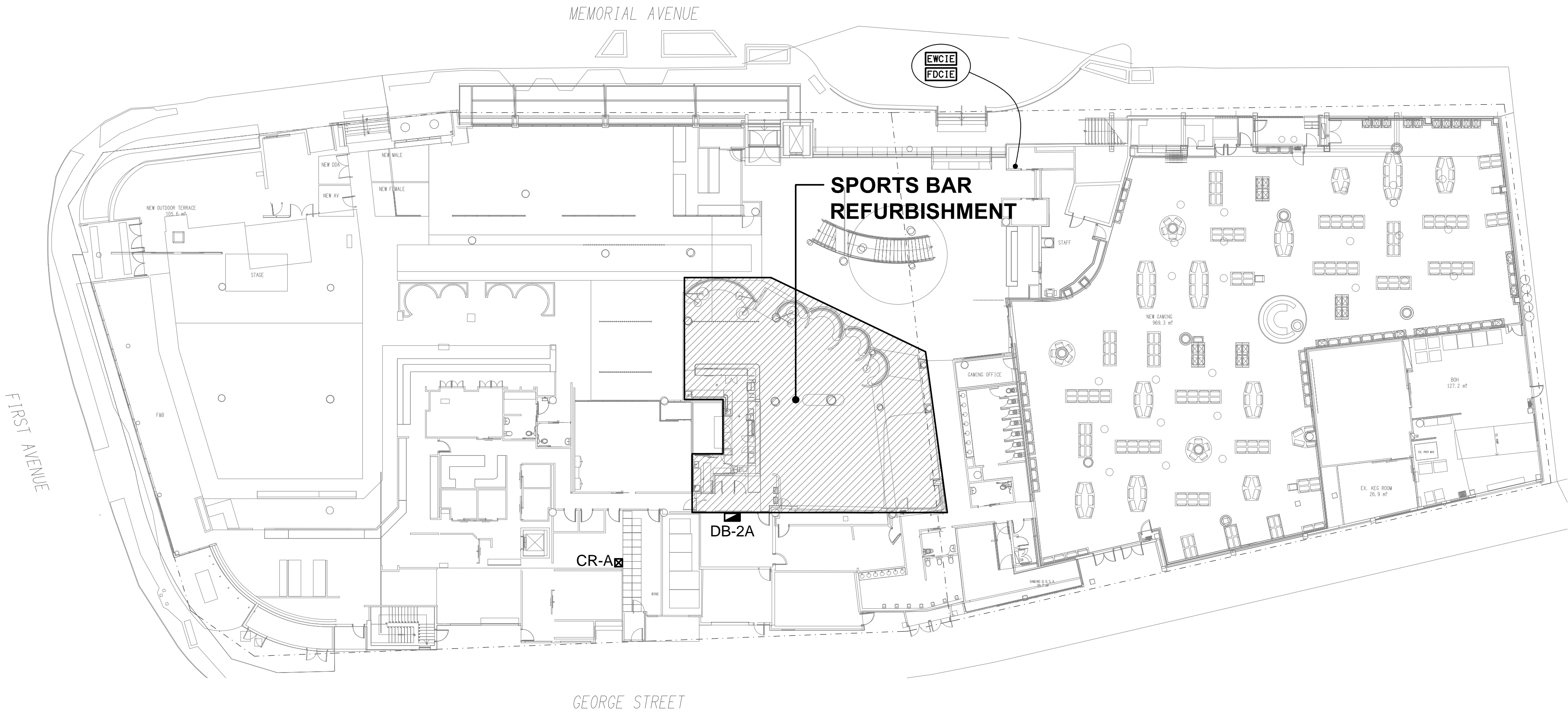


LEGEND


-  ELECTRICAL SERVICES SWITCHBOARD.
-  SWITCHBOARD / CONTROL PANEL NOT PROVIDED AS PART OF THE ELECTRICAL SUBCONTRACT.
-  SINGLE POWER OUTLET.
-  DOUBLE POWER OUTLET.
-  SPECIAL PURPOSE POWER OUTLET.
-  LIGHTING CONTROL SWITCH PANEL, TYPE AS NOTED.
-  CIRCUIT LINE.
-  SWITCH LINE.
-  POWER CIRCUIT DESIGNATION. DENOTES DB AND CIRCUIT.
-  LIGHTING CONTROL CHANNEL REFERENCE.
-  ELECTRICAL EQUIPMENT AS NOTED.
-  HDMI ACCESS POINT, TYPE AS NOTED.
-  RJ45 COMMUNICATIONS OUTLET.
-  TAB CAT-6 OUTLET.
-  FIRE EVACUATION SPEAKER.
-  FIRE EMERGENCY WARNING CIE.
-  FIRE DETECTION CIE.
-  SMOKE DETECTOR.
-  REFER TO DETAIL NOTED FOR THE AREA SHOWN HATCHED. ADDITIONAL OUTLETS & FITTINGS MAY BE SHOWN ON DETAIL.
-  E1: GENERAL LED EMERGENCY LIGHT.
-  E2: EXISTING EMERGENCY LIGHT TO BE RETAINED.
-  EX: EMERGENCY LED EXIT LIGHT.
-  L1: EXISTING RECESSED DOWNLIGHT, BLACK.
-  L2: EXISTING RECESSED DOWNLIGHT, WHITE.
-  L3: RECESSED DOWNLIGHT, DIMMABLE.
-  L4: EXISTING RECESSED DOWNLIGHT, BLACK.
-  L5: RECESSED DOWNLIGHT, DIMMABLE.
-  L6: RECESSED DOWNLIGHT, DIMMABLE.
-  L7: RECESSED DOWNLIGHT, DIMMABLE.
-  L8: RECESSED DOWNLIGHT, DIMMABLE.
-  L9: RECESSED DOWNLIGHT, DIMMABLE.
-  L10: RECESSED SOUND CEILING DOWNLIGHT, DIMMABLE.
-  L11: DECORATIVE 400 DIA PENDANT.
-  L12: DECORATIVE 1000 DIA PENDANT.
-  L13: DECORATIVE 600 DIA PENDANT.
-  L14: DECORATIVE 1000 DIA PENDANT.
-  L15: DECORATIVE 600 DIA PENDANT.
-  L16: EXISTING RECESSED DOWNLIGHT TO BE REMOVED.
-  L17: 650 DIA WALL LIGHT.
-  Sx: JOINERY / CEILING MOUNTED STRIP LIGHT, TYPE AS NOTED.

NOTE

ALL ELECTRICAL PENETRATIONS THROUGH THE ROOF SHEETING ARE TO BE IN LINE WITH THE STRUCTURAL OR MECHANICAL SERVICES PENETRATIONS TO AVOID DEDICATED FLASHINGS FOR THE ELECTRICAL SERVICES.



SITE PLAN
SPORTS BAR REFURBISHMENT
SCALE 1:250

<div>ELECTRICAL DESIGN GROUP BRISBANE PTY LTD ACN 092 710 793</div> <div>TRADING AS: ELECTRICAL DESIGN GROUP</div>	<div>THE COPYRIGHT OF THIS DRAWING REMAINS THE PROPERTY OF THE ELECTRICAL DESIGN GROUP.</div>	<div><div>ELECTRICAL DESIGN GROUP</div><div>ELECTRICAL BUILDING SERVICES CONSULTANTS</div><div>BRISBANE GOLD COAST</div><div>P.O.Box 15, Sherwood Q.4075 Phone: (07) 3278 4375 Email: brisbane@edg.net.au Web: www.edg.net.au</div></div>	<div>PROJECT: MAROOCHY RSL SPORTS BAR REFURBISHMENT</div> <div>105 MEMORIAL AVENUE, MAROOCHYDORE</div>				DRAWING: ELECTRICAL SERVICES LEGEND & SITE PLAN				
	<div>USE FIGURED DIMENSIONS IN PREFERENCE TO SCALE.</div>										
	<div>ALL DIMENSIONS TO BE VERIFIED ONSITE.</div>										
						SCALE: 1:250	AT A1	PROJECT NO: C3365a	DRAWING NO: E01	REVISION: A	

NOTES

1. EXTENT OF WORKS

THE ELECTRICAL SERVICES SUB-CONTRACT INCLUDES BUT IS NOT LIMITED TO THE FOLLOWING: SUPPLY AND INSTALLATION OF ALL COMPONENTS FORMING PART OF THE ELECTRICAL SERVICES.

- INSPECTIONS.
- TESTING AND COMMISSIONING.
- MAINTENANCE.
- CABLING, CABLE SUPPORT SYSTEMS AND ACCESS.
- POWER DISTRIBUTION.
- LIGHTING.
- COMMUNICATIONS CABLING.
- FIRE ALARM SYSTEM.
- AS CONSTRUCTED DOCUMENTS.
- ALL MINOR COMPONENTS AND INCIDENTAL WORKS NOT SPECIFICALLY REFERRED TO, HOWEVER NECESSARY TO COMPLETE THE ELECTRICAL SERVICES INSTALLATION SUCH THAT IT IS HANDED OVER COMPLETE, OPERATIONAL AND FIT FOR THE INTENDED USE.

PRIOR TO COMMENCING WORK CONSULT SITE MANAGEMENT FOR ANY HAZARDOUS MATERIAL AND OR ASBESTOS REGISTERS AS WELL AS UNDERTAKE A THOROUGH INSPECTION OF THE SITE TO IDENTIFY ANY POTENTIAL HAZARDOUS MATERIALS, ASBESTOS AND HEALTH OR SAFETY RISKS. ADVISE THE CONTRACTOR OF ANY POTENTIAL HAZARDOUS MATERIALS, ASBESTOS AND HEALTH OR SAFETY RISKS IF IDENTIFIED AND DO NOT COMMENCE WORK UNTIL AN APPROPRIATE MANAGEMENT PLAN HAS BEEN DEVELOPED AND AGREED TO BY ALL PARTIES.

SUPPLY ALL LABOUR, MATERIALS, EQUIPMENT, AND ALL OTHER ITEMS, WHETHER MENTIONED IN DETAIL OR NOT, REQUIRED FOR THE SATISFACTORY COMPLETION OF THE ELECTRICAL SERVICES INSTALLATION, LEAVING IN FULL WORKING ORDER TO THE SATISFACTION OF THE PROJECT MANAGER.

ACCEPT FULL RESPONSIBILITY FOR LIASING, ARRANGING AND CO-ORDINATION OF ALL WORKS THAT HAVE AN EFFECT ON OR WILL BE AFFECTED BY THE ELECTRICAL SERVICES.

REFER TO THE EQUIPMENT SCHEDULE FOR ADDITIONAL REQUIREMENTS.

2. WORKMANSHIP

ENSURE THAT THE ELECTRICAL WORK IS PERFORMED BY THE HOLDER OF A CURRENT ELECTRICAL SUB CONTRACTOR LICENSE AND THE SERVICES COVERED BY THE ACMA IS PERFORMED BY THE HOLDER OF THE APPROPRIATE CURRENT ACMA LICENSE. ENSURE THE INSTALLATION AND ALL COMPONENTS, FIXTURES, FITTINGS, OUTLETS AND CABLES ARE SUPPLIED AND INSTALLED TO A HIGH STANDARD THROUGHOUT, AND INSTALLED IN A NEAT AND TRADESMAN LIKE MANNER, TO THE CURRENT INDUSTRY STANDARDS. ENSURE ALL MATERIALS AND COMPONENTS OF A SIMILAR TYPE ARE OF THE SAME MANUFACTURER AND INSTALLED IN A UNIFORM MANNER.

IT IS THE ELECTRICAL SUB CONTRACTOR'S RESPONSIBILITY TO ENSURE THAT THE INSTALLATION IS FIT FOR PURPOSE AND IS PROVIDED AS A COMPLETE WORKING INSTALLATION. IT IS THE ELECTRICAL SUB CONTRACTOR'S RESPONSIBILITY TO PROVIDE ALL COMPONENTS, FITTINGS, FIXTURES, SYSTEMS, PROGRAMMING ETC IRRESPECTIVE OF THE LEVEL DETAILED IN THE DOCUMENTS SUCH THAT THE INSTALLATION IS PROVIDED AS A COMPLETE WORKING INSTALLATION.

CONCEAL ALL WIRING AND CONDUITS. EXPOSED CABLING OR CONDUITS ARE GENERALLY NOT ACCEPTABLE. IT IS NOTED THAT CHASING AND REINSTATEMENT WILL BE REQUIRED. ENSURE ALL COMPONENTS, EQUIPMENT AND MATERIALS SUPPLIED ARE NEW, UNUSED, DESIGNED AND SELECTED TO ENSURE SATISFACTORY OPERATION UNDER VARYING ATMOSPHERIC, CLIMATIC, HUMID TROPICAL CONDITIONS WITHOUT DISTORTION AND DETERIORATION IN ANY PART AFFECTING EFFICIENCY AND RELIABILITY OF THE SYSTEMS. DESIGN AND SELECT ALL EQUIPMENT TO PROVIDE THE NECESSARY SAFETY TO HUMAN LIFE AND PROPERTY DURING OPERATION AND MAINTENANCE WITH PARTICULAR ATTENTION GIVEN TO ELECTRICAL SAFETY AND SEGREGATION PRECAUTIONS.

CHECK THE FINISHED PAINTWORK AROUND THE AREA OF EACH INSTALLATION AND TOUCH UP ALL DAMAGED PARTS AND FINISHES AFTER THE INSTALLATION OF THE ELECTRICAL SERVICES.

ALL WORKS ARE TO BE CARRIED OUT IN ACCORDANCE WITH THE BUILDER'S PROGRAM. ENSURE ALL FINAL LOCATIONS OF OUTLETS AND FITTINGS ARE CO-ORDINATED ONSITE WITH THE ARCHITECT AND ALL OTHER SERVICES, TO THE APPROVAL OF THE PROJECT MANAGER. ALLOW TO CO-ORDINATE THE FINAL LOCATION OF ALL EQUIPMENT, FITTINGS, & OUTLETS, SUCH THAT THEY ARE INSTALLED IN ACCORDANCE WITH THE AS3000 RESTRICTED ZONES, AND ARE NOT COVERED INAPPROPRIATELY.

ENSURE THAT ALL METAL SURFACES ARE SUITABLY PROTECTED AGAINST CORROSION, AND THAT ALL PLASTIC MATERIALS ARE UV STABILISED.

PROVIDE ALL MATERIALS AS NEW, AND OF THE HIGHEST CLASS AVAILABLE FOR THEIR RESPECTIVE TYPES. ENSURE ALL ASPECTS OF THE WORK ARE OF A HIGH STANDARD THROUGHOUT, AND INSTALLED IN A NEAT AND TRADESMAN LIKE MANNER, TO THE CURRENT INDUSTRY STANDARDS.

3. STANDARDS

IRRESPECTIVE OF INFORMATION CONTAINED IN THE ELECTRICAL SERVICES DOCUMENTS OR IN INSTRUCTIONS, IT IS THE ELECTRICAL SUB CONTRACTOR'S RESPONSIBILITY TO ENSURE ALL ELECTRICAL SERVICES WORKS ARE INSTALLED IN ACCORDANCE WITH THE REQUIREMENTS OF THE FOLLOWING. REFER ANY DISCREPANCIES BETWEEN THE REQUIREMENTS OF THE FOLLOWING AND/OR THE ELECTRICAL SERVICES DOCUMENTS AND INSTRUCTIONS TO THE ARCHITECT FOR CLARIFICATION PRIOR TO THE PLACING OF ORDERS, FABRICATION OR INSTALLATION OF THE ITEMS/METHODS IN DISCREPANCY.

- NCC BUILDING CODE OF AUSTRALIA.
- ELECTRICITY ACT.
- ELECTRICAL SAFETY ACT.
- AS/NZS3000.
- AS3008.
- AS1670.1.
- WORKPLACE HEALTH AND SAFETY ACT.
- TELECOMMUNICATIONS ACT.
- ACMA REQUIREMENTS.

4. AUTHORITIES

ENSURE ALL OF THE ELECTRICAL SERVICES COMPLY WITH THE REQUIREMENTS OF ALL REGULATORY AUTHORITIES HAVING JURISDICTION OVER THE SITE INCLUDING BUT NOT LIMITED TO THE FOLLOWING:

- ACMA.
- LOCAL COUNCIL.
- LOCAL SUPPLY AUTHORITY.
- STATE GOVERNMENT DEPARTMENT OF ENVIRONMENT AND HERITAGE.
- QLD GOVERNMENT, DIVISION OF WORKPLACE, HEALTH AND SAFETY.
- QLD FIRE AND EMERGENCY SERVICES.

NOTES

5. CABLES

UNLESS OTHERWISE SPECIFIED, INSTALL AND TERMINATE CABLES IN ACCORDANCE WITH THE MANUFACTURERS' RECOMMENDATIONS. DETERMINE THE FINAL ROUTES TO SUIT THE BUILDING STRUCTURE AND SITE CONDITIONS. UNLESS NOTED OTHERWISE, PROVIDE ALL 240 VOLT POWER AND LIGHTING WIRING AS 2.5mm² TWIN & EARTH STRANDED COPPER CONDUCTORS, PVC INSULATED 0.6/1kV V75 GRADE TO AS3174, PROTECTED BY A 20 AMP CIRCUIT BREAKER. ALL CONDUIT AND FITTINGS TO BE RIGID UPVC TO AS2053, UNLESS NOTED OTHERWISE.

6. POWER DISTRIBUTION

THE POWER DISTRIBUTION COMPONENT OF THIS CONTRACT INCLUDES THE UPGRADING OF THE EXISTING SWITCHBOARD DB-2A AS NECESSARY TO ACCOMMODATE THE ADDITIONAL DB-2A CIRCUITS AND DYNALITE CONTROLS.

ALL OF THE EXISTING SWITCHBOARDS, CIRCUITS, CABLING AND OUTLETS THAT BECOME REDUNDANT ARE TO BE REMOVED.

ANY INTERRUPTION TO THE POWER SUPPLY TO ANY SERVICES OUTSIDE OF THE AREA OF WORKS MUST BE RESTRICTED TO OUTSIDE OF THE CLUBS OPERATING HOURS AND MUST BE ADVISED TO THE OPERATOR IN WRITING TWO WEEKS PRIOR.

THE POWER DISTRIBUTION COMPONENT OF THIS CONTRACT INCLUDES, BUT IS NOT LIMITED TO THE FOLLOWING EXTENT OF WORK:

- POWER DISTRIBUTION.
- DB-2A UPGRADE.
- CABLE ACCESS WAYS.
- CIRCUITS.
- ISOLATORS AND OUTLETS.
- TESTING AND COMMISSIONING.
- REMOVAL OF ALL EXISTING REDUNDANT SERVICES.
- RECONNECTION OF ALL EXISTING SERVICES THAT REMAIN.

ENSURE ALL OUTLETS AND ISOLATORS ARE POSITIONED SUCH THAT THEY ARE NOT COVERED BY THE EQUIPMENT. THE FINAL POSITION OF ALL OUTLETS AND ISOLATORS ARE TO BE CONFIRMED ON SITE BY THE TENANTS REPRESENTATIVE.

DO NOT USE CORRUGATED CONDUIT UNDER ANY BARS.

REFER TO THE DISTRIBUTION BOARD SCHEDULE FOR ADDITIONAL REQUIREMENTS AND CIRCUIT DETAILS.

7. LIGHTING

ALL OF THE LIGHT FITTINGS, LAMPS AND ACCESSORIES ARE TO BE PROVIDED AS PART OF THIS CONTRACT. THE LIGHTING COMPONENT OF THIS CONTRACT INCLUDES, BUT IS NOT LIMITED TO THE FOLLOWING EXTENT OF WORK:

- LIGHTING.
- LIGHT FITTINGS AND ACCESSORIES.
- EMERGENCY AND EXIT LIGHTING.
- EARTHING OF THE LIGHTING INSTALLATION.
- PHILIPS DYNALITE LIGHTING CONTROL SYSTEM.
- LIGHTING SUBCIRCUITS.
- TESTING AND COMMISSIONING.
- RECONNECTION OF THE EXISTING LIGHTING THAT REMAINS.
- REMOVAL OF ALL EXISTING REDUNDANT LIGHTING SERVICES.

8. COMMUNICATIONS CABLING

THE COMMUNICATIONS CABLING COMPONENT OF THIS CONTRACT INCLUDES ADDITIONAL CAT 6 OUTLETS, CABLING AND PATCH PANELS NECESSARY TO FACILITATE THE WORKS.

THE COMMUNICATIONS CABLING COMPONENT OF THIS CONTRACT INCLUDES, BUT IS NOT LIMITED TO THE FOLLOWING EXTENT OF WORK:

- PATCH PANELS AS NECESSARY.
- CAT 6 COMMUNICATIONS OUTLETS AND CABLING.
- TAB CAT 6 OUTLETS.
- HDMI CABLING.
- CABLE ACCESS WAYS.
- TESTING AND COMMISSIONING.
- REMOVAL OF ALL EXISTING COMMUNICATIONS CABLING MADE REDUNDANT BY THE WORKS.

9. FIRE ALARM SYSTEM

THE FIRE ALARM SYSTEM COMPONENT OF THIS CONTRACT INCLUDES MODIFYING AND EXTENDING THE EXISTING AS1670.1 COMPLIANT DETECTION AND ALARM SERVICES THROUGHOUT THE AREA OF THE WORKS. THE EXISTING FIP(EWCE AND FDCIE) IS TO BE RETAINED AND UPGRADED AS NECESSARY TO FACILITATE THE CHANGES AND ADDITIONS. REPLACE THE FIP ZONE INDICATION PLAN AS NECESSARY. ALL OF THE EXISTING SPEAKERS, DETECTORS, AND CABLING THAT BECOME REDUNDANT ARE TO BE REMOVED. ANY INTERRUPTION TO THE FIRE ALARM SYSTEM TO ANY SERVICES OUTSIDE OF THE AREA OF WORKS MUST BE RESTRICTED TO OUTSIDE OF THE CLUBS OPERATING HOURS AND MUST BE ADVISED TO THE OPERATOR IN WRITING TWO WEEKS PRIOR.

ALL EXISTING CONCEALED SPACE DETECTORS WITHIN THE SCOPE OF THE WORKS ARE TO BE REINSTATED.


THE FIRE ALARM SYSTEM COMPONENT OF THIS CONTRACT INCLUDES, BUT IS NOT LIMITED TO THE FOLLOWING EXTENT OF WORK:

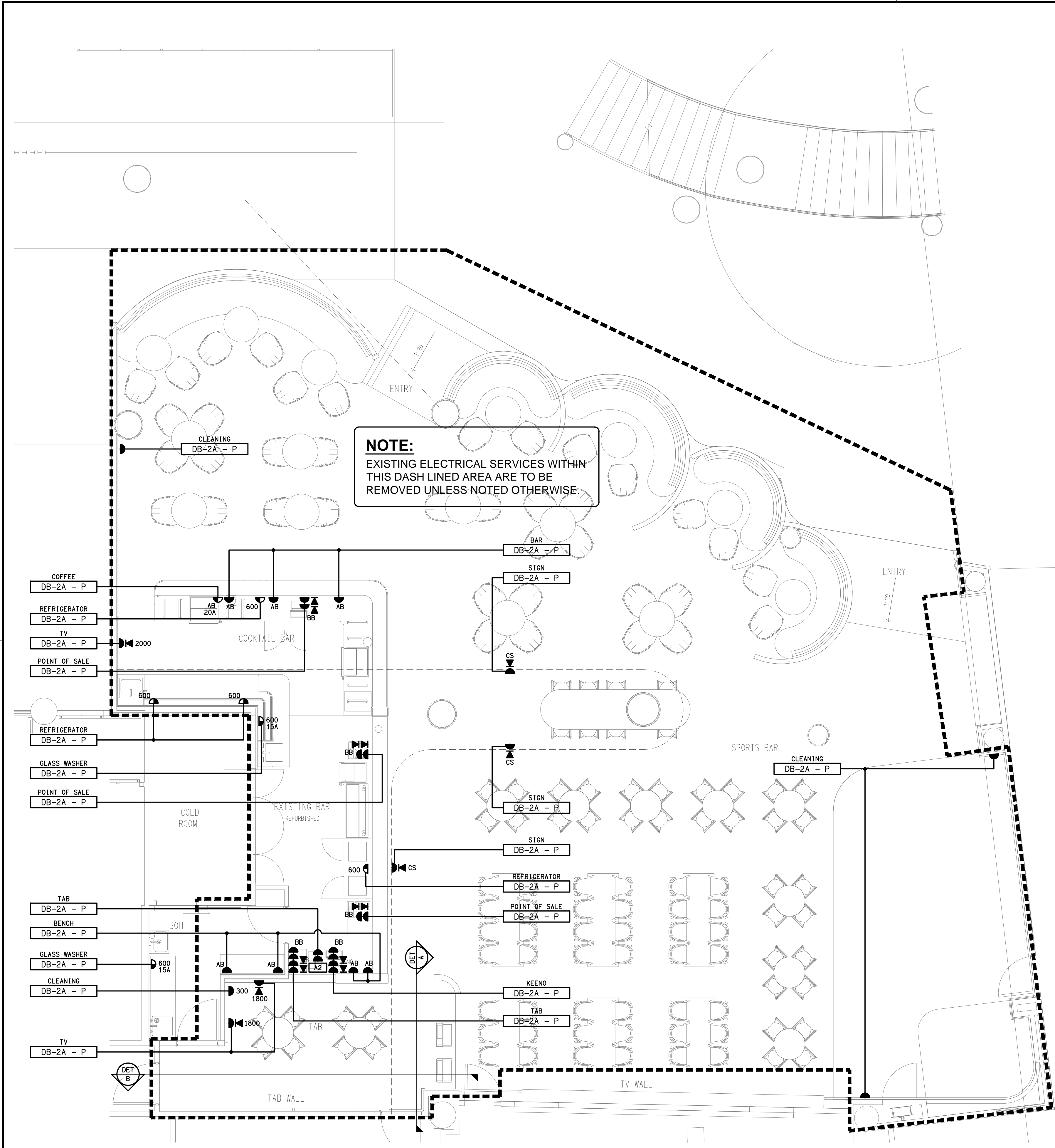
- UPGRADING THE EXISTING FIP AS NECESSARY
- DETECTORS AND SPEAKERS.
- CABLE ACCESS WAYS.
- CABLING.
- TESTING AND COMMISSIONING.
- REMOVAL OF ALL EXISTING REDUNDANT SERVICES.
- RECONNECTION OF ALL EXISTING SERVICES THAT REMAIN.

NOTES

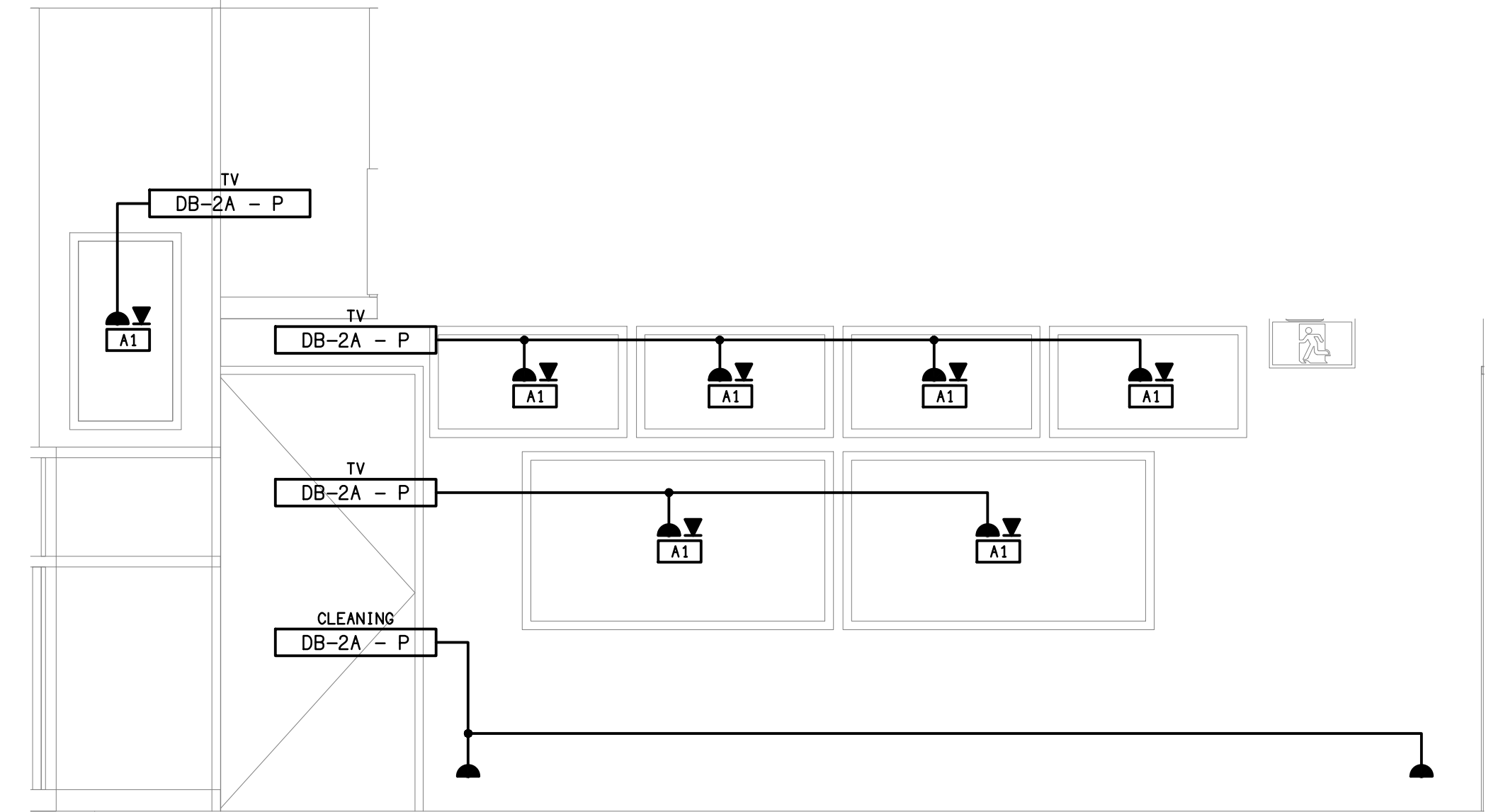
10. ABBREVIATIONS

A - AMP CURRENT RATING
AB - MOUNT ABOVE BENCH.
AFFL - ABOVE FINISHED FLOOR LEVEL.
BB - MOUNT BELOW BENCH.
BH - MOUNT ON BULKHEAD.
CEIL - MOUNT ON CEILING.
CS - MOUNT WITHIN CEILING SPACE.
C/W - COMPLETE WITH.
HWS - HOT WATER SYSTEM.
MCB - MINIATURE CIRCUIT BREAKER.
N - NEON / LED INDICATOR WHEN ON.
NTS - NOT TO SCALE.
RCBO - CIRCUIT BREAKER C/W AN INTEGRAL 30mA RESIDUAL CURRENT DEVICE.
RCD - CIRCUIT PROTECTED VIA A 30mA RESIDUAL CURRENT DEVICE.
REF - REFRIGERATOR.
UNO - UNLESS NOTED OTHERWISE.
WP - WEATHERPROOF TO IP56 UNO.
500 - NUMBER DENOTES MOUNTING HEIGHT AFFL.

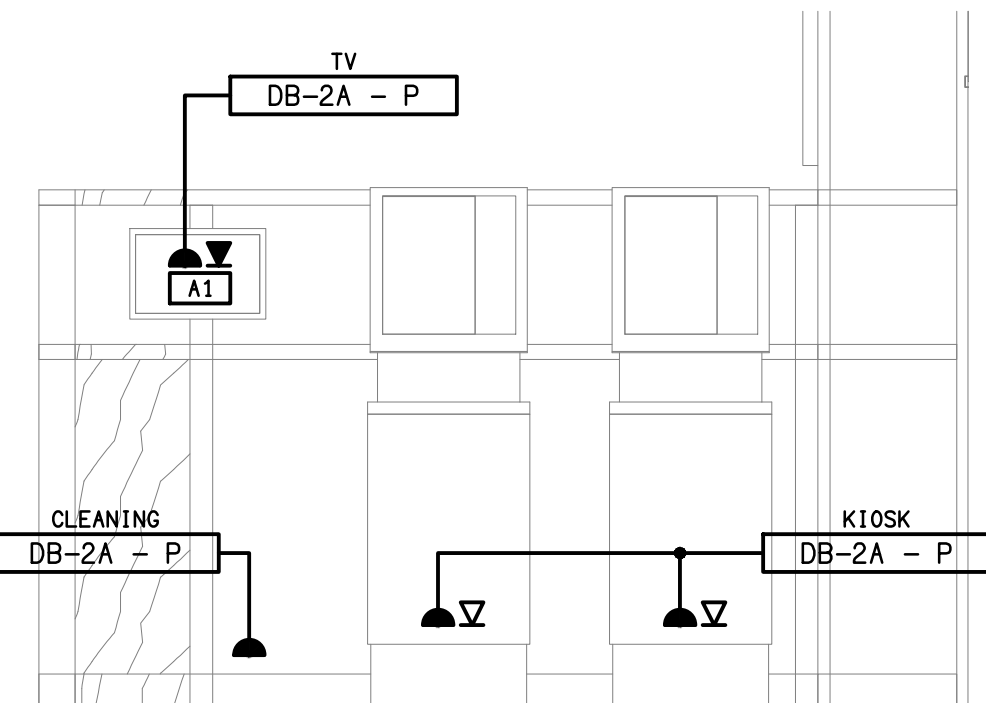
<div>ELECTRICAL DESIGN GROUP BRISBANE PTY LTD ACN 092 710 793</div> <div>TRADING AS: ELECTRICAL DESIGN GROUP</div>		<div>THE COPYRIGHT OF THIS DRAWING REMAINS THE PROPERTY OF THE ELECTRICAL DESIGN GROUP.</div> <div>USE FIGURED DIMENSIONS IN PREFERENCE TO SCALE.</div> <div>ALL DIMENSIONS TO BE VERIFIED ONSITE.</div>	<div><div><div><div></div><div>ELECTRICAL DESIGN GROUP</div></div><div><div>ELECTRICALBUILDINGSERVICESCONSULTANTS</div><div>BRISBANEGOLD COAST</div></div></div><div><div>P.O.Box 15, Sherwood Q.4075 Phone: (07) 3278 4375 Email: brisbane@edg.net.au Web: www.edg.net.au</div></div></div>	<div>PROJECT: MAROOCHY RSL SPORTS BAR REFURBISHMENT</div> <div>105 MEMORIAL AVENUE, MAROOCHYDORE</div>	<div><div><div>A REV:</div><div>PRELIMINARY DESCRIPTION:</div></div><div>02/12/2024 DATE:</div></div> <div><div>DRAWING: ELECTRICAL SERVICES NOTES</div><div>SCALE: NOT TO SCALE AT A1</div></div> <div><div>PROJECT NO: C3365a</div><div>DRAWING NO: E02</div><div>REVISION: A</div></div>
--	--	--	--	--	---



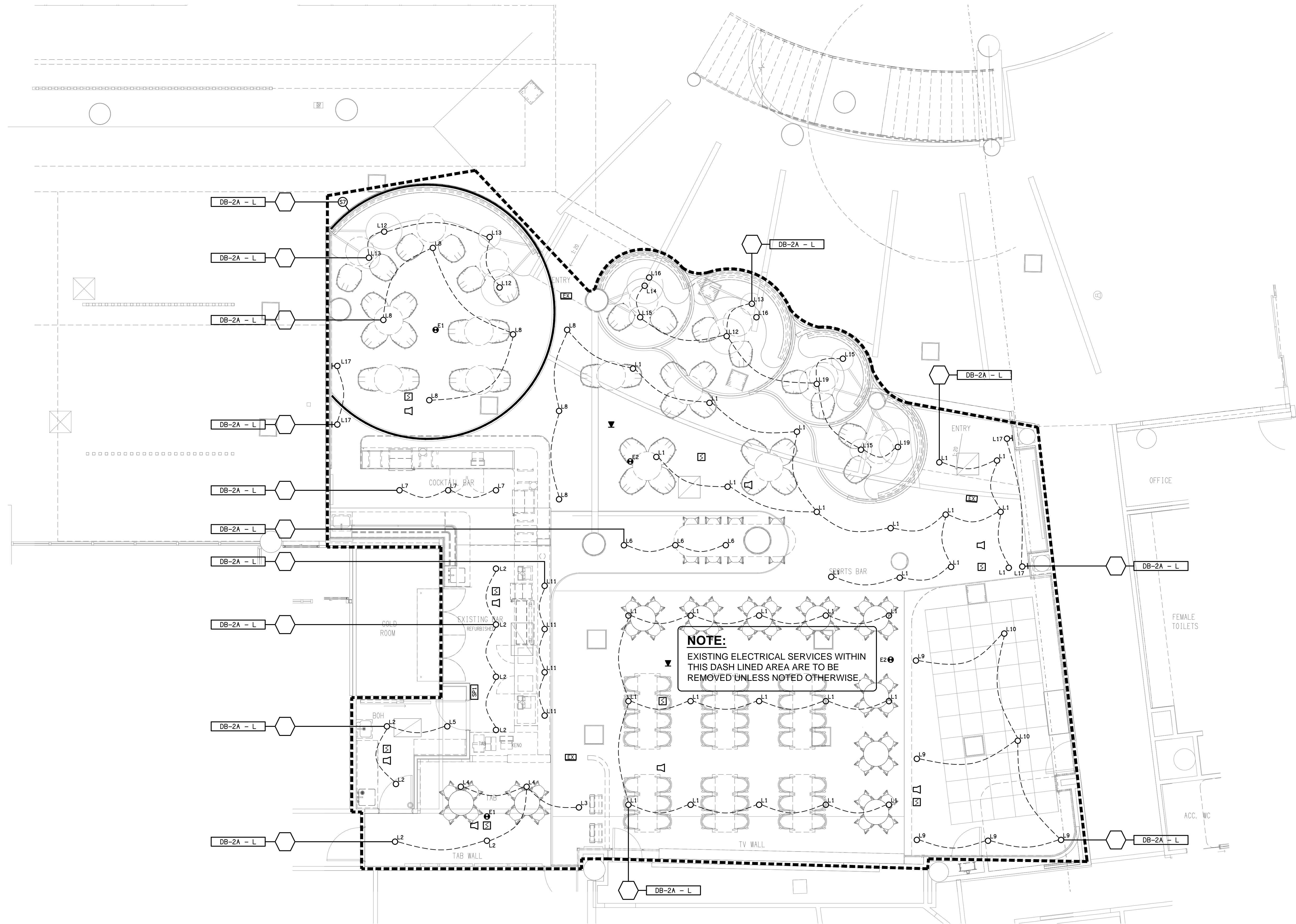
NOTE:
EXISTING ELECTRICAL SERVICES WITHIN THIS DASH LINED AREA ARE TO BE REMOVED UNLESS NOTED OTHERWISE.



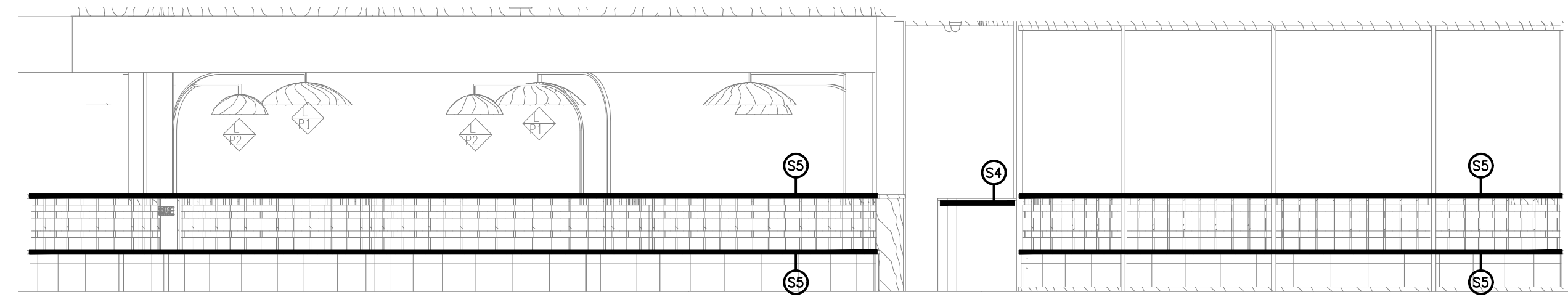
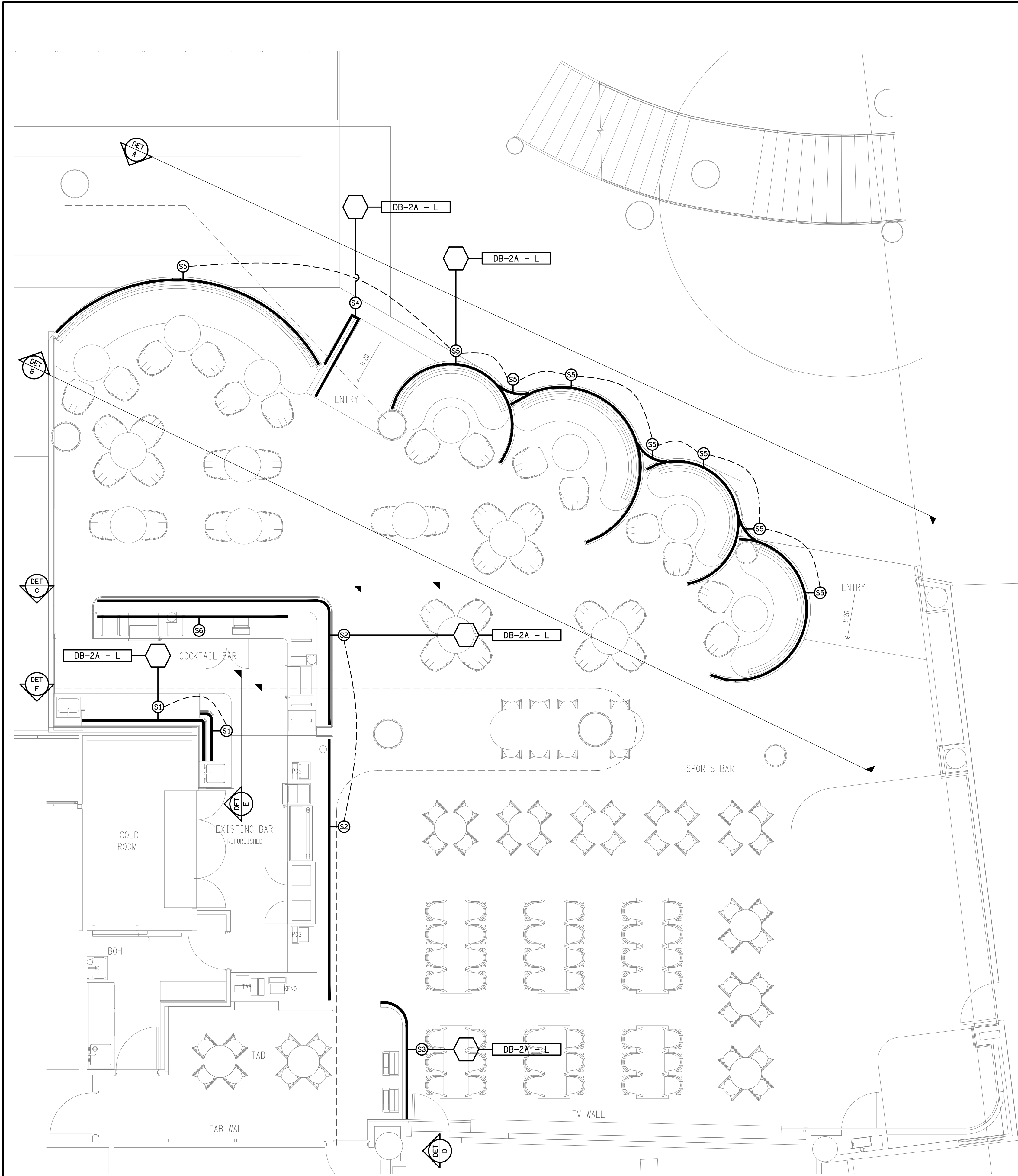
DETAIL B
TAB SCREENS ELEVATION
SCALE 1:25



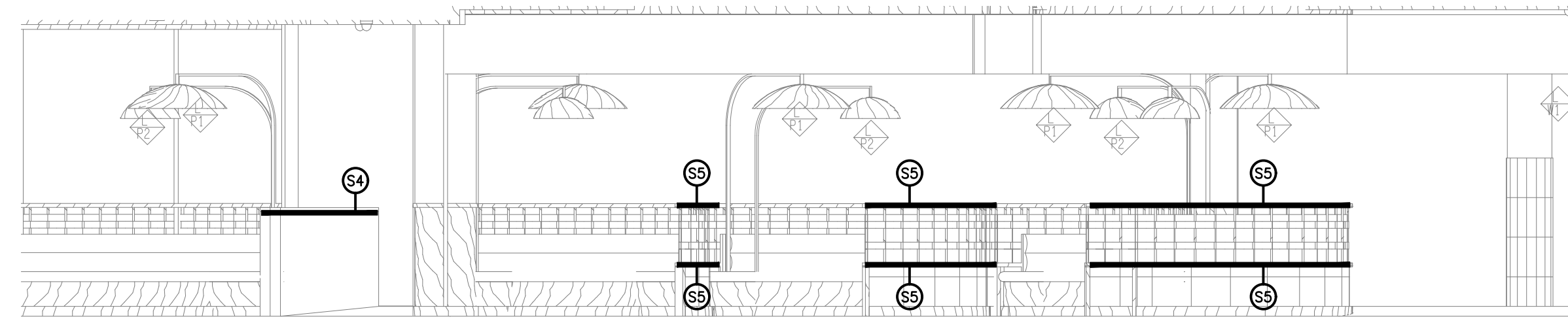
DETAIL A
TAB KIOSKS ELEVATION
SCALE 1:25



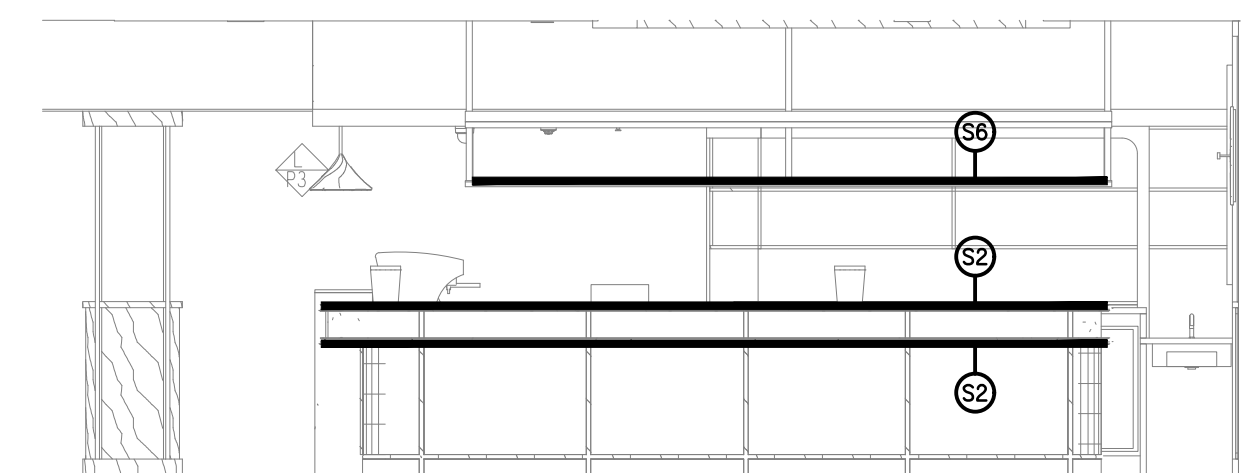
NOTE:
EXISTING ELECTRICAL SERVICES WITHIN
THIS DASH LINED AREA ARE TO BE
REMOVED UNLESS NOTED OTHERWISE.



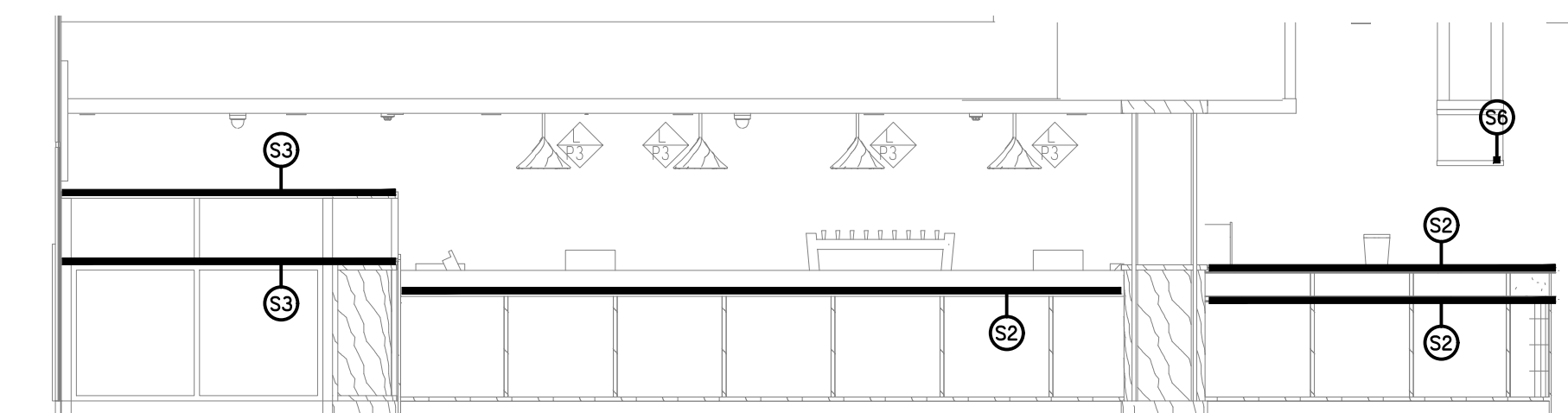
DETAIL A
SPORTS BAR ENTRANCE ELEVATION
SCALE 1:50



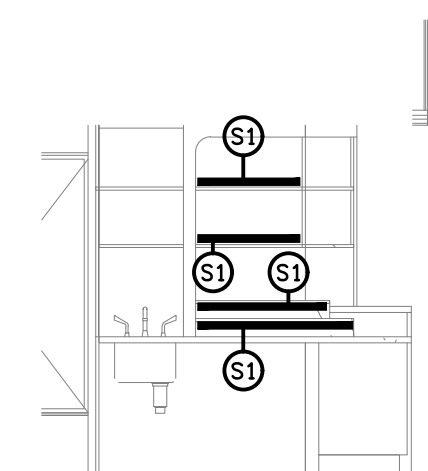
DETAIL B
SPORTS BAR BOOTH ELEVATION
SCALE 1:50



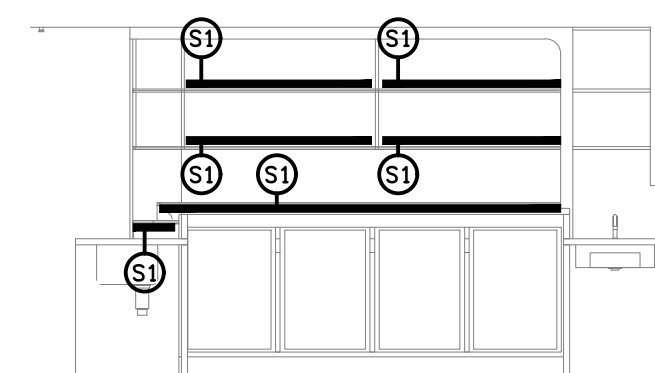
DETAIL C
COCKTAIL BAR ELEVATION
SCALE 1:50



DETAIL D
TAB / BAR ELEVATION
SCALE 1:50



DETAIL E
COCKTAIL REAR WALL ELEVATION
SCALE 1:50



DETAIL F
COCKTAIL REAR WALL ELEVATION
SCALE 1:50