




















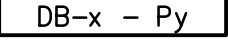



































































LEGEND

	ELECTRICAL SERVICES SWITCHBOARD.
	SWITCHBOARD / CONTROL PANEL NOT PROVIDED AS PART OF THE ELECTRICAL SUBCONTRACT.
	SINGLE POWER OUTLET.
	DOUBLE POWER OUTLET.
	DOUBLE POWER OUTLET C/W USB CHARGER.
	SPECIAL PURPOSE POWER OUTLET.
	SINGLE PHASE ISOLATOR.
	THREE PHASE ISOLATOR.
	JUNCTION BOX / RISER, TYPE AS NOTED.
	SIGN CONNECTION.
	CONDUIT ROUTE.
	OUTLET NOTED MOUNTED WITH RECESS KIT.
	ELECTRICAL PIT, TYPE AS NOTED.
	TELSTRA PIT.
	HAND DRYER CONNECTION.
	GAMING FIBRE.
	LIGHTING CONTROL SWITCH PANEL, TYPE AS NOTED.
	ONE-WAY LIGHT SWITCH.
	TWO-WAY LIGHT SWITCH.
	CIRCUIT LINE.
	SWITCH LINE.
	POWER CIRCUIT DESIGNATION. DENOTES DB AND CIRCUIT.
	LIGHTING CONTROL CHANNEL REFERENCE.
	ELECTRICAL EQUIPMENT AS NOTED.
	RJ45 COMMUNICATIONS OUTLET.
	NBN NETWORK TERMINATION DEVICE.
	NBN PREMISES CONNECTION DEVICE.
	CAT-6 LINK CABLE OUTLET.
	GENERATOR CONNECTION CUBICLE.
	SUPPLY AUTHORITY CODE COMPLIANT LV MAXIMUM DEMAND TARIFF METER.
	PRIVATE MULTI-FUNCTION METER.
	MANUAL TRANSFER SWITCH.
	FUSE.
	SINGLE PHASE.
	THREE PHASE.
	CURRENT TRANSFORMER C/W REMOVABLE LINK.
	FUSE LINK.
	COMBINED FUSE SWITCH.

LEGEND

	CIRCUIT BREAKER.
	ISOLATOR.
	RESIDUAL CURRENT DEVICE.
	CONTACTOR - NORMALLY OPEN.
	CONTACTOR - NORMALLY CLOSED.
	REFER TO DETAIL NOTED FOR THE AREA SHOWN HATCHED. ADDITIONAL OUTLETS & FITTINGS MAY BE SHOWN ON DETAIL.
	ELECTRICAL CABLE TRAY AS NOTED.
	LIGHTING TRACK C/W ADJUSTABLE TRACK LIGHTS, CABLE TRAY MOUNTED AS PER DETAILS.
	E1: GENERAL RECESSED LED EMERGENCY LIGHT, WHITE.
	E2: CABLE TRAY MOUNTED LED EMERGENCY LIGHT, BLACK.
	E3: NO LONGER REQUIRED.
	E4: GENERAL SURFACE LED EMERGENCY LIGHT, BLACK.
	E5: GENERAL RECESSED LED EMERGENCY LIGHT, BLACK.
	E6 EX: EMERGENCY LED EXIT LIGHT, WHITE.
	EX: EMERGENCY LED EXIT LIGHT, BLACK.
	Lx: LIGHT FITTING C/W NON-MAINTAINED EMERGENCY BATTERY PACK. TYPE AS NOTED.
	L1: CARPARK LIGHT MOUNTED ON A 9m POLE.
	L2: CARPARK LIGHT MOUNTED ON A 7.8m POLE C/W VEHICLE IMPACT PROTECTION.
	L3: 1200 LONG SURFACE BATTEN C/W OCCUPANCY SENSOR.
	L4: 1200 LONG SURFACE BATTEN.
	L5: 1200 LONG BATTEN UNSWITCHED C/W NON-MAINTAINED EMERGENCY PACK.
	L6: DRIVE THROUGH LIGHT.
	L7: NOT USED.
	L8: NOT USED.
	L9: EXTERNAL HIGH BAY BRACKET MOUNTED LIGHT.
	L10: CARPARK LIGHT, WALL MOUNTED.
	L11: EXTERNAL RECESSED DOWNLIGHT.
	L12: EXTERNAL RECESSED DOWNLIGHT.
	L13: 1200 x 300 LED FLAT PANEL LIGHT, PLASTERBOARD RECESSED.
	L14: 600 x 600 LED FLAT PANEL LIGHT, PLASTERBOARD RECESSED.
	L15: 1200 DIA DECORATIVE SUSPENDED PENDANT.
	L16: 800 DIA DECORATIVE SUSPENDED PENDANT.
	L17: RECESSED DOWNLIGHT.
	L18: RECESSED DOWNLIGHT.
	L19: DECORATIVE SUSPENDED PENDANT.
	L20: AMENITY RECESSED DOWNLIGHT.
	L21: RECESSED DOWNLIGHT.
	L22: FESTOON STRING LIGHTS C/W STAINLESS STEEL SUPPORT SYSTEM.

LEGEND

	L23: GARDEN SPIKE LIGHT.
	L24: FLUSH RECESSED WALL LIGHT.
	L25: 600 DIA DECORATIVE SURFACE BUNKER LIGHT.
	Sx: LED STRIP LIGHT, TYPE AS NOTED.
	F1: 2400 DIA CEILING FAN.
	F2: 1500 DIA CEILING FAN.
	H1: DECK HEATER.
	PB: AUTO DOOR PUSH BUTTON.
	TCS: INTERCOM CALL STATION.
	IHS: INTERCOM HAND SET.
	FC: CEILING FAN CONTROL.
	HC: CEILING HEATER CONTROL.

<div>ELECTRICAL DESIGN GROUP BRISBANE PTY LTD ACN 092 710 793</div> <div>TRADING AS: ELECTRICAL DESIGN GROUP</div>	<div>THE COPYRIGHT OF THIS DRAWING REMAINS THE PROPERTY OF THE ELECTRICAL DESIGN GROUP.</div> <div>USE FIGURED DIMENSIONS IN PREFERENCE TO SCALE.</div> <div>ALL DIMENSIONS TO BE VERIFIED ONSITE.</div>	<div><div><div><div></div></div><div>ELECTRICAL DESIGN GROUP</div><div>ELECTRICAL BUILDING SERVICES CONSULTANTS</div><div>BRISBANE GOLD COAST</div></div><div><div>P.O.Box 15, Sherwood Q.4075 Phone: (07) 3278 4375 Email: brisbane@edg.net.au Web: www.edg.net.au</div></div></div>	<div>PROJECT: DRY DOCK ROAD HOTEL, TWEED HEADS SOUTH</div> <div>CORNER DOCK ROAD &amp; FRASER DRIVE, NEW SOUTH WALES</div>	<div>DRAWING: ELECTRICAL SERVICES LEGEND</div> <div>SCALE: NOT TO SCALE AT A1</div> <div><div>PROJECT NO: C2864a</div><div>DRAWING NO: E01</div><div>REVISION: D</div></div>
--	--	---	--	--