



ELECTRICAL DESIGN GROUP

ELECTRICAL BUILDING SERVICES CONSULTANTS

P.O. Box 15, SHERWOOD Q. 4075

Phone: (07) 3278 4375

Website: www.edg.net.au Email: brisbane@edg.net.au

C3352a - BROTHER'S LEAGUES CLUB, IPSWICH - CHANGE ROOM REFURBISHMENT

C3352a-0001(C).xls

ELECTRICAL SERVICES CONTRACT DOCUMENT SCHEDULE













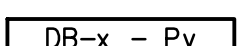





REVISION C - 01 NOVEMBER 2024

ISSUING INFORMATION				DATE OF ISSUE								
	DAY	MONTH	YEAR	08	09	01						
				10	10	11						
				24	24	24						
				REASON FOR ISSUE			P	T	C			
A = APPROVAL		C = CONSTRUCTION		N = COORDINATION		P = PRELIMINARY			T = TENDER			

DISTRIBUTION				NUMBER OF COPIES							
WWW.EDG.NET.AU				1E	1E	1E					
COH GROUP				1E	1E	1E					
BSPN ARCHITECTURE				1E	1E	1E					
P = PRINT				T = TRACING				D = DISC			
				E = EMAIL				F = FAX			

DOCUMENTS				REVISION							
C3352a-E01.dwg	LEGEND & NOTES			A	B	C					
C3352a-E02.dwg	FLOOR PLAN			A	B	C					
C3352a-E03.dwg	REFLECTED CEILING PLAN			A	B	C					
C3352a-0001.xls	CONTRACT DOCUMENT SCHEDULE			A	B	C					

LEGEND

	ELECTRICAL SERVICES SWITCHBOARD.
	CEILING MOUNTED CAT-6 RJ45 OUTLET CABLED TO A PATCH PANEL PORT ON THE EXISTING GROUND LEVEL COMMUNICATIONS RACK VIA A CAT-6 UTP CABLE.
	DOUBLE POWER OUTLET EQUAL TO CLIPSAL WHITE 255-WE. CONFIRM THE FINAL MOUNTING HEIGHT ON SITE WITH THE OPERATOR.
	EXISTING REFRIGERATION COMPRESSOR POWER SUPPLY. IF THE COMPRESSOR IS NOT USED, REMOVE IT AND THE POWER SUPPLY.
	EXISTING CCTV CAMERA TO BE REMOVED.
	EXISTING WALL MOUNTED FAN AND ASSOCIATED POWER SUPPLY TO BE REMOVED.
	FIRE EVACUATION SPEAKER, SURFACE MOUNTED TO AS1670.1.
	SEALED THERMAL DETECTOR TO AS1670.1.
	AV INPUT TO BE MOUNTED ADJACENT THE TV POWER OUTLET.
	AV INPUT.
	CIRCUIT LINE.
	SWITCH LINE.
	POWER CIRCUIT DESIGNATION. DENOTES DB AND CIRCUIT.
	IP66 LIGHT SWITCH MOUNTED AT 1000 AFFL EQUAL TO CLIPSAL WS226-RG.
	EX: IP65 MAINTAINED EXIT LIGHT EQUAL TO LEGRAND 684650/L1.
	L1: IP65 1200 LONG LED BATTEN C/W INTEGRAL DRIVER. CONFIRM THE FINAL MOUNTING AND POSITION ON SITE. EQUAL TO GAMMA ILLUMINATION STORM 1550-CCT-36W.
	L2: NO LONGER REQUIRED.
	L3: IP65 1200 LONG LED BATTEN C/W INTEGRAL DRIVER AND NON-MAINTAINED EMERGENCY PACK TO AS2293. CONFIRM THE FINAL MOUNTING AND POSITION ON SITE. EQUAL TO GAMMA ILLUMINATION STORM 1550-CCT-36W.

NOTES

1. EXTENT OF WORKS

THE ELECTRICAL SERVICES SUB-CONTRACT INCLUDES BUT IS NOT LIMITED TO THE FOLLOWING:

- SUPPLY AND INSTALLATION OF ALL COMPONENTS FORMING PART OF THE ELECTRICAL SERVICES.
- INSPECTIONS.
- TESTING AND COMMISSIONING.
- MAINTENANCE.
- CABLING, CABLE SUPPORT SYSTEMS AND ACCESS.
- POWER DISTRIBUTION.
- LIGHTING.
- COMMUNICATIONS CABLING.
- FIRE ALARM SYSTEM.
- RELOCATE THE EXISTING ROOF MOUNTED SOLAR PANELS AS NECESSARY TO ACCOMMODATE THE PROPOSED MECHANICAL SERVICES AND THE ASSOCIATED ACCESS WAYS.
- AS CONSTRUCTED DOCUMENTS.
- ALL MINOR COMPONENTS AND INCIDENTAL WORKS NOT SPECIFICALLY REFERRED TO, HOWEVER NECESSARY TO COMPLETE THE ELECTRICAL SERVICES INSTALLATION SUCH THAT IT IS HANDED OVER COMPLETE, OPERATIONAL AND FIT FOR THE INTENDED USE.

PRIOR TO COMMENCING WORK CONSULT SITE MANAGEMENT FOR ANY HAZARDOUS MATERIAL AND OR ASBESTOS REGISTERS AS WELL AS UNDERTAKE A THOROUGH INSPECTION OF THE SITE TO IDENTIFY ANY POTENTIAL HAZARDOUS MATERIALS, ASBESTOS AND HEALTH OR SAFETY RISKS. ADVISE THE CONTRACTOR OF ANY POTENTIAL HAZARDOUS MATERIALS, ASBESTOS AND HEALTH OR SAFETY RISKS IF IDENTIFIED AND DO NOT COMMENCE WORK UNTIL AN APPROPRIATE MANAGEMENT PLAN HAS BEEN DEVELOPED AND AGREED TO BY ALL PARTIES.

SUPPLY ALL LABOUR, MATERIALS, EQUIPMENT, AND ALL OTHER ITEMS, WHETHER MENTIONED IN DETAIL OR NOT, REQUIRED FOR THE SATISFACTORY COMPLETION OF THE ELECTRICAL SERVICES INSTALLATION, LEAVING IN FULL WORKING ORDER TO THE SATISFACTION OF THE PROJECT MANAGER.

ACCEPT FULL RESPONSIBILITY FOR LIASING, ARRANGING AND CO-ORDINATION OF ALL WORKS THAT HAVE AN EFFECT ON OR WILL BE AFFECTED BY THE ELECTRICAL SERVICES.

REFER TO THE EQUIPMENT SCHEDULE FOR ADDITIONAL REQUIREMENTS.

2. WORKMANSHIP

ENSURE THAT THE ELECTRICAL WORK IS PERFORMED BY THE HOLDER OF A CURRENT ELECTRICAL SUB CONTRACTOR LICENSE AND THE SERVICES COVERED BY THE ACMA IS PERFORMED BY THE HOLDER OF THE APPROPRIATE CURRENT ACMA LICENSE. ENSURE THE INSTALLATION AND ALL COMPONENTS, FIXTURES, FITTINGS, OUTLETS AND CABLES ARE SUPPLIED AND INSTALLED TO A HIGH STANDARD THROUGHOUT, AND INSTALLED IN A NEAT AND TRADESMAN LIKE MANNER, TO THE CURRENT INDUSTRY STANDARDS. ENSURE ALL MATERIALS AND COMPONENTS OF A SIMILAR TYPE ARE OF THE SAME MANUFACTURER AND INSTALLED IN A UNIFORM MANNER.

IT IS THE ELECTRICAL SUB CONTRACTOR'S RESPONSIBILITY TO ENSURE THAT THE INSTALLATION IS FIT FOR PURPOSE AND IS PROVIDED AS A COMPLETE WORKING INSTALLATION. IT IS THE ELECTRICAL SUB CONTRACTOR'S RESPONSIBILITY TO PROVIDE ALL COMPONENTS, FITTINGS, FIXTURES, SYSTEMS, PROGRAMMING ETC IRRESPECTIVE OF THE LEVEL DETAILED IN THE DOCUMENTS SUCH THAT THE INSTALLATION IS PROVIDED AS A COMPLETE WORKING INSTALLATION.

CONCEAL ALL WIRING AND CONDUITS. EXPOSED CABLING OR CONDUITS ARE GENERALLY NOT ACCEPTABLE. IT IS NOTED THAT CHASING AND REINSTATEMENT WILL BE REQUIRED. ENSURE ALL COMPONENTS, EQUIPMENT AND MATERIALS SUPPLIED ARE NEW, UNUSED, DESIGNED AND SELECTED TO ENSURE SATISFACTORY OPERATION UNDER VARYING ATMOSPHERIC, CLIMATIC, HUMID TROPICAL CONDITIONS WITHOUT DISTORTION AND DETERIORATION IN ANY PART AFFECTING EFFICIENCY AND RELIABILITY OF THE SYSTEMS. DESIGN AND SELECT ALL EQUIPMENT TO PROVIDE THE NECESSARY SAFETY TO HUMAN LIFE AND PROPERTY DURING OPERATION AND MAINTENANCE WITH PARTICULAR ATTENTION GIVEN TO ELECTRICAL SAFETY AND SEGREGATION PRECAUTIONS.

CHECK THE FINISHED PAINTWORK AROUND THE AREA OF EACH INSTALLATION AND TOUCH UP ALL DAMAGED PARTS AND FINISHES AFTER THE INSTALLATION OF THE ELECTRICAL SERVICES.

ALL WORKS ARE TO BE CARRIED OUT IN ACCORDANCE WITH THE BUILDER'S PROGRAM. ENSURE ALL FINAL LOCATIONS OF OUTLETS AND FITTINGS ARE CO-ORDINATED ONSITE WITH THE ARCHITECT AND ALL OTHER SERVICES, TO THE APPROVAL OF THE PROJECT MANAGER. ALLOW TO CO-ORDINATE THE FINAL LOCATION OF ALL EQUIPMENT, FITTINGS, & OUTLETS, SUCH THAT THEY ARE INSTALLED IN ACCORDANCE WITH THE AS3000 RESTRICTED ZONES, AND ARE NOT COVERED INAPPROPRIATELY.

ENSURE THAT ALL METAL SURFACES ARE SUITABLY PROTECTED AGAINST CORROSION, AND THAT ALL PLASTIC MATERIALS ARE UV STABILISED.

PROVIDE ALL MATERIALS AS NEW, AND OF THE HIGHEST CLASS AVAILABLE FOR THEIR RESPECTIVE TYPES. ENSURE ALL ASPECTS OF THE WORK ARE OF A HIGH STANDARD THROUGHOUT, AND INSTALLED IN A NEAT AND TRADESMAN LIKE MANNER, TO THE CURRENT INDUSTRY STANDARDS.

3. STANDARDS

IRRESPECTIVE OF INFORMATION CONTAINED IN THE ELECTRICAL SERVICES DOCUMENTS OR IN INSTRUCTIONS, IT IS THE ELECTRICAL SUB CONTRACTOR'S RESPONSIBILITY TO ENSURE ALL ELECTRICAL SERVICES WORKS ARE INSTALLED IN ACCORDANCE WITH THE REQUIREMENTS OF THE FOLLOWING. REFER ANY DISCREPANCIES BETWEEN THE REQUIREMENTS OF THE FOLLOWING AND/OR THE ELECTRICAL SERVICES DOCUMENTS AND INSTRUCTIONS TO THE ARCHITECT FOR CLARIFICATION PRIOR TO THE PLACING OF ORDERS, FABRICATION OR INSTALLATION OF THE ITEMS/METHODS IN DISCREPANCY.

- NCC BUILDING CODE OF AUSTRALIA.
- ELECTRICITY ACT.
- ELECTRICAL SAFETY ACT.
- AS/NZS3000.
- AS3008.
- AS1670.1.
- WORKPLACE HEALTH AND SAFETY ACT.
- TELECOMMUNICATIONS ACT.
- ACMA REQUIREMENTS.

4. AUTHORITIES

ENSURE ALL OF THE ELECTRICAL SERVICES COMPLY WITH THE REQUIREMENTS OF ALL REGULATORY AUTHORITIES HAVING JURISDICTION OVER THE SITE INCLUDING BUT NOT LIMITED TO THE FOLLOWING:

- ACMA.
- LOCAL COUNCIL.
- LOCAL SUPPLY AUTHORITY.
- STATE GOVERNMENT DEPARTMENT OF ENVIRONMENT AND HERITAGE.
- QLD GOVERNMENT, DIVISION OF WORKPLACE, HEALTH AND SAFETY.
- QLD FIRE AND EMERGENCY SERVICES.

5. CABLES

UNLESS OTHERWISE SPECIFIED, INSTALL AND TERMINATE CABLES IN ACCORDANCE WITH THE MANUFACTURERS' RECOMMENDATIONS. DETERMINE THE FINAL ROUTES TO SUIT THE BUILDING STRUCTURE AND SITE CONDITIONS. PROVIDE THE NEW CIRCUITS DB-G - P1 THROUGH TO DB-G - P5, DB-G - L1 AND DB-G - L2 AS 2.5mm² TWIN & EARTH STRANDED COPPER CONDUCTORS, PVC INSULATED 0.6/1kV V75 GRADE TO AS3174, PROTECTED BY A 20 AMP RCBO. ALL CONDUIT AND FITTINGS TO BE RIGID UPVC TO AS2053, UNLESS NOTED OTHERWISE.

NOTES

6. POWER DISTRIBUTION

THE POWER DISTRIBUTION COMPONENT OF THIS CONTRACT INCLUDES THE REMOVAL OF THE EXISTING CIRCUITS AND OUTLETS MADE REDUNDANT BY THE WORKS. NEW CIRCUITS AND OUTLETS ARE TO BE PROVIDED SUPPLIED FROM THE EXISTING DISTRIBUTION BOARD. IT IS ACCEPTABLE TO UTILISE THE EXISTING CIRCUITS IF THEY HAVE APPROPRIATE SPARE CAPACITY.

ANY INTERRUPTION TO THE POWER SUPPLY TO ANY SERVICES OUTSIDE OF THE AREA OF WORKS MUST BE RESTRICTED TO OUTSIDE OF THE CLUBS OPERATING HOURS AND MUST BE ADVISED TO THE OPERATOR IN WRITING TWO WEEKS PRIOR.

THE POWER DISTRIBUTION COMPONENT OF THIS CONTRACT INCLUDES, BUT IS NOT LIMITED TO THE FOLLOWING EXTENT OF WORK:

- POWER DISTRIBUTION.
- CABLE ACCESS WAYS.
- CIRCUITS.
- ISOLATORS AND OUTLETS.
- TESTING AND COMMISSIONING.
- REMOVAL OF ALL EXISTING REDUNDANT SERVICES.

UTILISE THE EXISTING SPARE POLES IN THE DISTRIBUTION BOARDS AND EXISTING CIRCUITS MADE REDUNDANT BY THE WORKS TO SUPPLY THE NEW POWER AND LIGHTING CIRCUITS. UPDATE THE DISTRIBUTION BOARD SCHEDULES AT PRACTICAL COMPLETION.

7. LIGHTING

ALL OF THE LIGHT FITTINGS, LAMPS AND ACCESSORIES ARE TO BE PROVIDED AS PART OF THIS CONTRACT. DO NOT SUPPLY MORE THAN 25 LIGHT FITTINGS FROM A SINGLE CIRCUIT. THE LIGHTING COMPONENT OF THIS CONTRACT INCLUDES, BUT IS NOT LIMITED TO THE FOLLOWING EXTENT OF WORK:

- LIGHTING.
- LIGHT FITTINGS AND ACCESSORIES.
- EMERGENCY AND EXIT LIGHTING.
- EARTHING OF THE LIGHTING INSTALLATION.
- LIGHTING CONTROL.
- LIGHTING SUBCIRCUITS.
- TESTING AND COMMISSIONING.
- RECONNECTION OF THE EXISTING LIGHTING THAT REMAINS.
- REMOVAL OF ALL EXISTING REDUNDANT LIGHTING SERVICES.
- PROVIDE A SEPARATE PRICE WITH THE TENDER RESPONSE TO UTILISE THE EXISTING LIGHT FITTINGS.

NOTES

8. COMMUNICATIONS CABLING

THE COMMUNICATIONS CABLING COMPONENT OF THIS CONTRACT INCLUDES THE REMOVAL OF ANY COMMUNICATIONS CABLING AND OUTLETS THAT BECOME REDUNDANT AND THE PROVISION OF NEW SERVICES AS REQUIRED.

ANY INTERRUPTION TO THE CLUBS COMMUNICATIONS SERVICES OUTSIDE OF THE AREA OF WORKS MUST BE RESTRICTED TO OUTSIDE OF THE CLUBS OPERATING HOURS AND MUST BE ADVISED TO THE OPERATOR IN WRITING TWO WEEKS PRIOR.

THE COMMUNICATIONS CABLING COMPONENT OF THIS CONTRACT INCLUDES, BUT IS NOT LIMITED TO THE FOLLOWING EXTENT OF WORK:

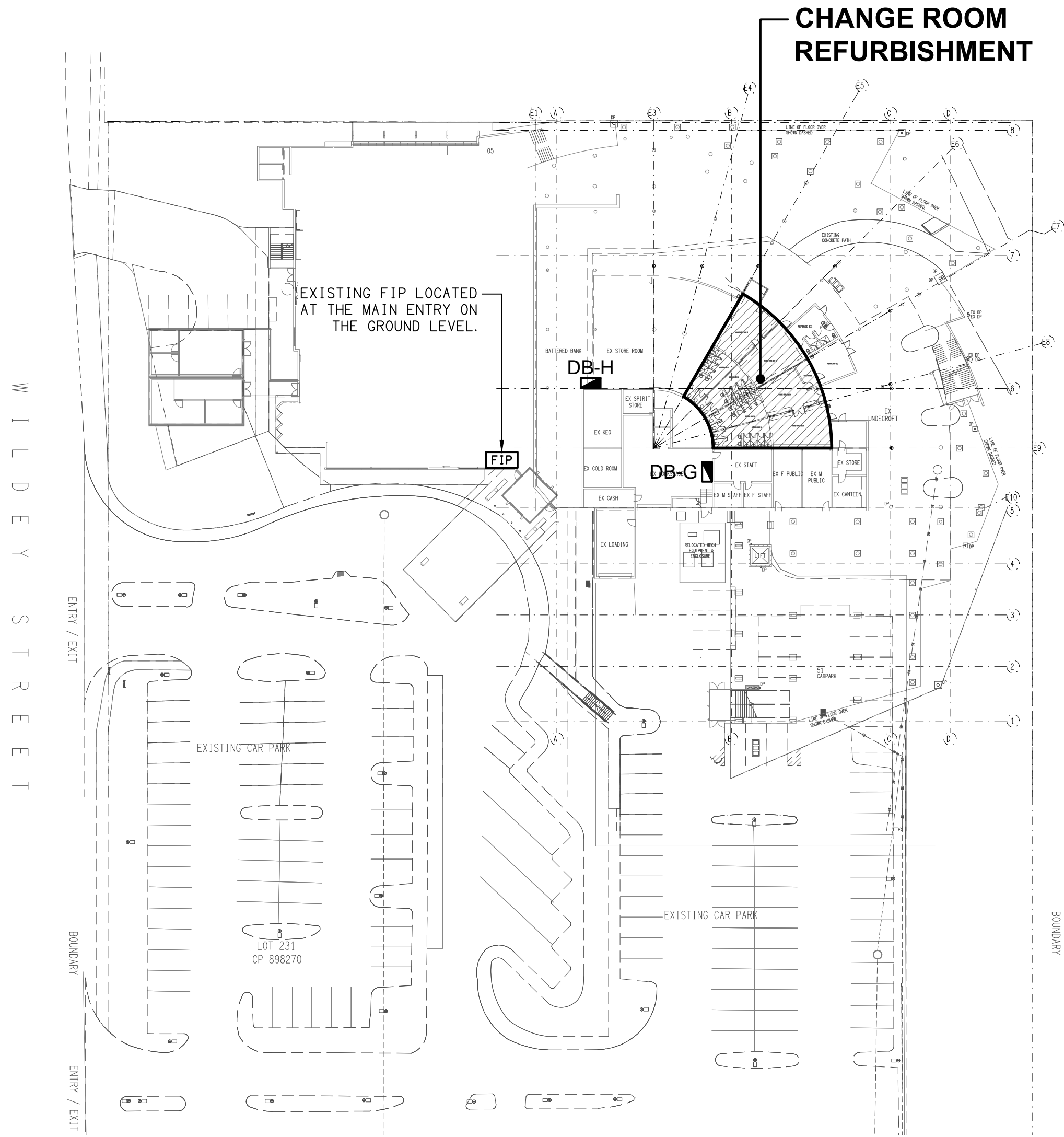
- PATCH PANELS WITHIN THE EXISTING GROUND LEVEL COMMUNICATIONS RACK AS NECESSARY.
- CAT 6 COMMUNICATIONS OUTLETS AND CABLING FROM THE EXISTING GROUND LEVEL COMMUNICATIONS RACK.
- CABLE ACCESS WAYS.
- TESTING AND COMMISSIONING.
- REMOVAL OF ALL EXISTING COMMUNICATIONS CABLING MADE REDUNDANT BY THE WORKS.

9. FIRE ALARM SYSTEM

THE FIRE ALARM SYSTEM COMPONENT OF THIS CONTRACT INCLUDES NEW AS1670.1 COMPLIANT DETECTION AND ALARM SERVICES THROUGHOUT THE AREA OF THE WORKS. THE EXISTING FIP IS TO BE RETAINED AND UPGRADED AS NECESSARY TO FACILITATE THE CHANGES AND ADDITIONS. REPLACE THE FIP ZONE INDICATION PLAN. ALL OF THE EXISTING SPEAKERS, DETECTORS, AND CABLING THAT BECOME REDUNDANT ARE TO BE REMOVED. ANY INTERRUPTION TO THE FIRE ALARM SYSTEM TO ANY SERVICES OUTSIDE OF THE AREA OF WORKS MUST BE RESTRICTED TO OUTSIDE OF THE CLUBS OPERATING HOURS AND MUST BE ADVISED TO THE OPERATOR IN WRITING TWO WEEKS PRIOR.

THE FIRE ALARM SYSTEM COMPONENT OF THIS CONTRACT INCLUDES, BUT IS NOT LIMITED TO THE FOLLOWING EXTENT OF WORK:

- UPGRADING THE EXISTING FIP.
- DETECTORS AND SPEAKERS.
- CABLE ACCESS WAYS.
- CABLING.
- TESTING AND COMMISSIONING.
- REMOVAL OF ALL EXISTING REDUNDANT SERVICES.
- RECONNECTION OF ALL EXISTING SERVICES THAT REMAIN.



LOCATION PLAN

BASEAMENT CHANGE ROOM REFURBISHMENT
SCALE 1:500

C	CONSTRUCTION	01/11/2024
REV:	DESCRIPTION:	DATE:

DRAWING:	ELECTRICAL SERVICES LEGEND & NOTES		
SCALE:	PROJECT NO:	DRAWING NO:	REVISION:
1:500	C3352a	E01	C

ELECTRICAL DESIGN GROUP BRISBANE PTY LTD ACN 092 710 793 TRADING AS: ELECTRICAL DESIGN GROUP	THE COPYRIGHT OF THIS DRAWING REMAINS THE PROPERTY OF THE ELECTRICAL DESIGN GROUP. USE FIGURED DIMENSIONS IN PREFERENCE TO SCALE. ALL DIMENSIONS TO BE VERIFIED ONSITE.	 ELECTRICAL DESIGN GROUP ELECTRICAL BUILDING SERVICES CONSULTANTS BRISBANE GOLD COAST P.O.Box 15, Sherwood Q.4075 Phone: (07) 3278 4375 Email: brisbane@edg.net.au Web: www.edg.net.au	PROJECT: BROTHERS LEAGUES CLUB, IPSWICH CHANGE ROOM REFURBISHMENT WILDEY STREET, IPSWICH
---	---	--	---

ALL EXISTING ELECTRICAL SERVICES WITHIN THIS AREA ARE TO BE REMOVED, UNLESS NOTED OTHERWISE.

LIFT THE CABLE LADDER SO IT RUNS FLAT ONCE THE REDUNDANT DUCT HAS BEEN REMOVED.