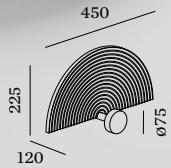





# TAPIS

Wall surface



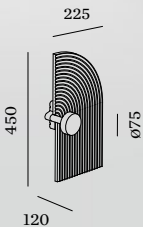
## 2.0

LED PCB 9W | phase-cut dim  
220-240VAC | 50-60Hz | incl. driver  
composite | aluminium

IP20 SDCM3 L80/50K 1.95kg

CODE		
	336274FJ_	
	336274GW_	
	336274ST_	
	336274RA_	

LIGHT COLOUR	LUMEN CRI	CODE
2700K	380 >90	3
3000K	390 >90	5



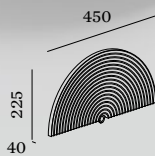
## 3.0

LED PCB 9W | phase-cut dim  
220-240VAC | 50-60Hz | incl. driver  
composite | aluminium

IP20 SDCM3 L80/50K 1.70kg

CODE		
	336374FJ_	
	336374GW_	
	336374ST_	
	336374RA_	

LIGHT COLOUR	LUMEN CRI	CODE
2700K	380 >90	3
3000K	390 >90	5



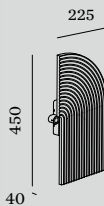
## 2.1

composite | aluminium

1.56kg

CODE		
	336200FJ0	
	336200GW0	
	336200ST0	
	336200RA0	

LIGHT COLOUR	LUMEN CRI	CODE
2700K	380 >90	3
3000K	390 >90	5



## 3.1

composite | aluminium

1.31kg

CODE		
	336300FJ0	
	336300GW0	
	336300ST0	
	336300RA0	

LIGHT COLOUR	LUMEN CRI	CODE
2700K	380 >90	3
3000K	390 >90	5