



# ELECTRICAL DESIGN GROUP

ELECTRICAL BUILDING SERVICES CONSULTANTS

P.O. Box 15, SHERWOOD Q. 4075

Phone: (07) 3278 4375

Website: www.edg.net.au Email: brisbane@edg.net.au

C3378a - ST JOHNS ANGLICAN COLLEGE, FOREST LAKE - AMENITIES BLOCK

C3378a-0001(B).xls

ELECTRICAL SERVICES CONTRACT DOCUMENT SCHEDULE

REVISION B - 13 NOVEMBER 2024

ISSUING INFORMATION				DATE OF ISSUE							
	DAY	MONTH	YEAR	25	13						
				10	11						
				24	24						
				REASON FOR ISSUE		P	T				
A = APPROVAL		C = CONSTRUCTION		N = COORDINATION		P = PRELIMINARY		T = TENDER			

DISTRIBUTION				NUMBER OF COPIES							
WWW.EDG.NET.AU				1E	1E						
BSPN ARCHITECTURE				1E	1E						
ST JOHNS ANGLICAN COLLEGE				1E	1E						
P = PRINT				T = TRACING				D = DISC			
				E = EMAIL				F = FAX			

DOCUMENTS				REVISION							
C3378a-E01.dwg	LEGEND & SITE PLAN			A	B						
C3378a-E02.dwg	FLOOR PLAN & REFLECTED CEILING PLAN			A	B						
C3378a-0001.xls	CONTRACT DOCUMENT SCHEDULE			A	B						
C3378a-0004.xls	DB-A DISTRIBUTION BOARD SCHEDULE				A						



# ELECTRICAL DESIGN GROUP

ELECTRICAL BUILDING SERVICES CONSULTANTS

P.O. Box 15, SHERWOOD Q. 4075

Phone: (07) 3278 4375

Website: [www.edg.net.au](http://www.edg.net.au) Email: [brisbane@edg.net.au](mailto:brisbane@edg.net.au)

C3378a - ST JOHNS ANGLICAN COLLEGE, FOREST LAKE - AMENITIES BLOCK

C3378a-0004(A).xls

DISTRIBUTION BOARD DB-A (GROUND NORTH)

REVISION A - 13 NOVEMBER 2024

FAULT CURRENT: 6KA							MAIN SWITCH: 100A NON AUTO LOAD BREAK  SUPPLIED FROM: DB-D  SUPPLY CABLE: 4C16	REV
CHASSIS SIZE: 36 POLE								A
CHASSIS RATING: 250A								A
PHASES: A								A
PROVIDE THE DB WITH A FULL WIDTH EMPTY DIN RAIL TO ACCOMMODATE FUTURE CONTACTORS AND CONTROLS IN ADDITION TO THE CONTROLS IT PROVIDED AS PART OF THE INITIAL FITOUT. PROVIDE THE DB WITH AN AS2293 EMERGENCY LIGHTING CONTROL SYSTEM TO CONTROL THE ASSOCIATED EMERGENCY LIGHTS. THE TOP OF THE DB IS TO BE WELDED CLOSED AND ALL CABLE ACCESS IS TO BE VIA THE BOTTOM OF THE SWITCHBOARD. THE CUBICAL MUST BE AT LEAST 700MM WIDE. REFER TO THE NOTES FOR ADDITIONAL REQUIREMENTS.								A
CIRC	PH	CIRCUIT BREAKER (amps)	CONTROL EQUIPMENT	CABLE SIZE ( mm <sup>2</sup> )	LOCATION	CIRCUIT USE		
P1	1	20	RCBO	2.5	ENTRY	HAND DRYER	A	
P2	1	20	RCBO	2.5	FEMALE	HAND DRYER	A	
P3	1	20	RCBO	2.5	FEMALE	HAND DRYER	A	
P4	1	20	RCBO	2.5	MALE	HAND DRYER	A	
P5	1	20	RCBO	2.5	MALE	HAND DRYER	A	
P6	3	20	RCBO TC ON 6.00AM OFF 10.00PM	2.5	ROOF	FEMALE FAN	A	
P7	3	20	RCBO TC ON 6.00AM OFF 10.00PM	2.5	ROOF	MALE FAN	A	
P8	1	20	RCBO	2.5	AMENITY	GPOs	A	
L1	1	20	RCBO	2.5	UNISEX AMBULANT	LIGHTS	A	
L2	1	20	RCBO	2.5	FEMALE	LIGHTS	A	
L3	1	20	RCBO	2.5	MALE	LIGHTS	A	

NOTES

1. EXTENT OF WORKS

THE ELECTRICAL SERVICES SUB-CONTRACT INCLUDES BUT IS NOT LIMITED TO THE FOLLOWING:

- SUPPLY AND INSTALLATION OF ALL COMPONENTS FORMING PART OF THE ELECTRICAL SERVICES.
- CO-ORDINATION.
- INSPECTIONS.
- TESTING AND COMMISSIONING.
- MAINTENANCE.
- CABLING, CABLE SUPPORT SYSTEMS AND ACCESS.
- POWER DISTRIBUTION.
- LIGHTING.
- COMMUNICATIONS CABLING.
- ALL MINOR COMPONENTS AND INCIDENTAL WORKS NOT SPECIFICALLY REFERRED TO, HOWEVER NECESSARY TO COMPLETE THE ELECTRICAL SERVICES INSTALLATION SUCH THAT IT IS HANDED OVER COMPLETE, OPERATIONAL AND FIT FOR THE INTENDED USE.

SUPPLY ALL LABOUR, MATERIALS, EQUIPMENT, AND ALL OTHER ITEMS, WHETHER MENTIONED IN DETAIL OR NOT, REQUIRED FOR THE SATISFACTORY COMPLETION OF THE ELECTRICAL SERVICES INSTALLATION, LEAVING IN FULL WORKING ORDER TO THE SATISFACTION OF THE PROJECT MANAGER.

ACCEPT FULL RESPONSIBILITY FOR LIASING, ARRANGING AND CO-ORDINATION ALL WORKS THAT HAVE AN EFFECT ON OR WILL BE AFFECTED BY THE ELECTRICAL SERVICES.

REMOVE ALL OF THE EXISTING ELECTRICAL SERVICES THAT BECOME REDUNDANT DUE TO THE WORKS.

MODIFY THE EXISTING PITS LOCATED WITHIN THE WORKS AREA TO MATCH THE NEW LEVELS AND FINISHES. THE MODIFICATIONS ARE TO INCLUDE THOUGH NOT BE LIMITED TO THE FOLLOWING AS REQUIRED:

- NEW RISERS.
- NEW SURROUNDS.
- NEW IN FILL LIDS.

2. WORKMANSHIP

ENSURE THAT THE WORK IS PERFORMED BY THE HOLDER OF A CURRENT ELECTRICAL SUB CONTRACTOR LICENSE. ENSURE THE INSTALLATION AND ALL COMPONENTS, FIXTURES, FITTINGS, OUTLETS AND CABLES ARE SUPPLIED AND INSTALLED TO A HIGH STANDARD THROUGHOUT, AND INSTALLED IN A NEAT AND TRADESMAN LIKE MANNER, TO THE CURRENT INDUSTRY STANDARDS. ENSURE ALL MATERIALS AND COMPONENTS OF A SIMILAR TYPE ARE OF THE SAME MANUFACTURER AND INSTALLED IN A UNIFORM MANNER.

IT IS THE ELECTRICAL SUB CONTRACTOR'S RESPONSIBILITY TO ENSURE THAT THE INSTALLATION IS FIT FOR PURPOSE AND IS PROVIDED AS A COMPLETE WORKING INSTALLATION. IT IS THE ELECTRICAL SUB CONTRACTOR'S RESPONSIBILITY TO PROVIDE ALL COMPONENTS, FITTINGS, FIXTURES, SYSTEMS, PROGRAMMING ETC IRRESPECTIVE OF THE LEVEL DETAILED IN THE DOCUMENTS SUCH THAT THE INSTALLATION IS PROVIDED AS A COMPLETE WORKING INSTALLATION.

CONCEAL ALL WIRING AND CONDUITS. EXPOSED CABLING OR CONDUITS ARE GENERALLY NOT ACCEPTABLE. IT IS NOTED THAT CHASING AND REINSTATEMENT WILL BE REQUIRED. ENSURE ALL COMPONENTS, EQUIPMENT AND MATERIALS SUPPLIED ARE NEW, UNUSED, DESIGNED AND SELECTED TO ENSURE SATISFACTORY OPERATION UNDER VARYING ATMOSPHERIC, CLIMATIC, HUMID TROPICAL CONDITIONS WITHOUT DISTORTION AND DETERIORATION IN ANY PART AFFECTING EFFICIENCY AND RELIABILITY OF THE SYSTEMS. DESIGN AND SELECT ALL EQUIPMENT TO PROVIDE THE NECESSARY SAFETY TO HUMAN LIFE AND PROPERTY DURING OPERATION AND MAINTENANCE WITH PARTICULAR ATTENTION GIVEN TO ELECTRICAL SAFETY AND SEGREGATION PRECAUTIONS.

CHECK THE FINISHED PAINTWORK AROUND THE AREA OF EACH INSTALLATION AND TOUCH UP ALL DAMAGED PARTS AND FINISHES AFTER THE INSTALLATION OF THE ELECTRICAL SERVICES.

ALL WORKS ARE TO BE CARRIED OUT IN ACCORDANCE WITH THE BUILDER'S PROGRAM. ENSURE ALL FINAL LOCATIONS OF OUTLETS AND FITTINGS ARE CO-ORDINATED ONSITE WITH THE ARCHITECT AND ALL OTHER SERVICES, TO THE APPROVAL OF THE PROJECT MANAGER. ALLOW TO CO-ORDINATE THE FINAL LOCATION OF ALL EQUIPMENT, FITTINGS, & OUTLETS, SUCH THAT THEY ARE INSTALLED IN ACCORDANCE WITH THE AS3000 RESTRICTED ZONES, AND ARE NOT COVERED INAPPROPRIATELY.

ENSURE THAT ALL METAL SURFACES ARE SUITABLY PROTECTED AGAINST CORROSION, AND THAT ALL PLASTIC MATERIALS ARE UV STABILISED.

PROVIDE ALL MATERIALS AS NEW, AND OF THE HIGHEST CLASS AVAILABLE FOR THEIR RESPECTIVE TYPES. ENSURE ALL ASPECTS OF THE WORK ARE OF A HIGH STANDARD THROUGHOUT, AND INSTALLED IN A NEAT AND TRADESMAN LIKE MANNER, TO THE CURRENT INDUSTRY STANDARDS.

3. STANDARDS

IRRESPECTIVE OF INFORMATION CONTAINED IN THE ELECTRICAL SERVICES DOCUMENTS OR IN INSTRUCTIONS, IT IS THE ELECTRICAL SUB CONTRACTOR'S RESPONSIBILITY TO ENSURE ALL ELECTRICAL SERVICES WORKS ARE INSTALLED IN ACCORDANCE WITH THE REQUIREMENTS OF THE FOLLOWING. REFER ANY DISCREPANCIES BETWEEN THE REQUIREMENTS OF THE FOLLOWING AND/OR THE ELECTRICAL SERVICES DOCUMENTS AND INSTRUCTIONS TO THE ARCHITECT FOR CLARIFICATION PRIOR TO THE PLACING OF ORDERS, FABRICATION OR INSTALLATION OF THE ITEMS/METHODS IN DISCREPANCY.

- NCC BUILDING CODE OF AUSTRALIA.
- ELECTRICITY ACT.
- ELECTRICAL SAFETY ACT.
- AS/NZS3000.
- AS3008.
- WORKPLACE HEALTH AND SAFETY ACT.
- TELECOMMUNICATIONS ACT.
- ACMA REQUIREMENTS.

4. AUTHORITIES

ENSURE ALL OF THE ELECTRICAL SERVICES COMPLY WITH THE REQUIREMENTS OF ALL REGULATORY AUTHORITIES HAVING JURISDICTION OVER THE SITE INCLUDING BUT NOT LIMITED TO THE FOLLOWING:

- ACMA.
- LOCAL COUNCIL.
- LOCAL SUPPLY AUTHORITY.
- STATE GOVERNMENT DEPARTMENT OF ENVIRONMENT AND HERITAGE.
- QLD GOVERNMENT, DIVISION OF WORKPLACE, HEALTH AND SAFETY.
- QLD FIRE AND RESCUE AUTHORITY.

5. CABLES

UNLESS OTHERWISE SPECIFIED, INSTALL AND TERMINATE CABLES IN ACCORDANCE WITH THE MANUFACTURERS' RECOMMENDATIONS. DETERMINE THE FINAL ROUTES TO SUIT THE BUILDING STRUCTURE AND SITE CONDITIONS. UNLESS NOTED OTHERWISE, PROVIDE ALL 240 VOLT POWER AND LIGHTING WIRING AS 2.5mm² TWIN & EARTH STRANDED COPPER CONDUCTORS, PVC INSULATED 0.6/1kV V75 GRADE TO AS3174, PROTECTED BY A 20 AMP RCBO. ALL CONDUIT AND FITTINGS TO BE RIGID UPVC TO AS2053, UNLESS NOTED OTHERWISE.

NOTES

6. POWER DISTRIBUTION

PROVIDE A NEW DISTRIBUTION BOARD DB-A TO SUPPLY THE NEW AMENITIES BUILDING CIRCUITS. PROVIDE DB-D WITH A NEW THREE PHASE 63 AMP CIRUIT BREAKER TO PROTECT A NEW 4Cx16mm²Cu XLPE/PVC + E SUBMAIN RUN TO SUPPLY THE NEW DISTRIBUTION BOARD DB-A. THE POWER DISTRIBUTION COMPONENT OF THIS CONTRACT INCLUDES, BUT IS NOT LIMITED TO THE FOLLOWING EXTENT OF WORK:

- POWER DISTRIBUTION.
- EARTHING.
- CIRCUIT BREAKER IN DB-D TO PROTECT A NEW SUBMAIN TO DB-A.
- DISTRIBUTION BOARD DB-A.
- REMOVAL OF EXISTING REDUNDANT CIRCUITS.
- CIRCUITS.
- ISOLATORS AND OUTLETS.
- TESTING AND COMMISSIONING.
- EXTENSION OF THE EXISTING UNDERGROUND PIT AND CONDUIT SYSTEM.
- EXTERNAL RISER.

PROVIDE THE DISTRIBUTION BOARD DB-A AS FOLLOWS:

- WALL MOUNTED.
- IP56 FORM 1.
- LIGHT GREY ENCLOSURE WHITE ESCUTCHEON.
- 3 POINT 92268 KEY LOCKABLE FLUSH HANDLES ON ALL DOORS.
- LIFT OFF HINGES ON ALL DOORS AND ESCUTCHEONS.
- 1/4 TURN LATCHES AND D HANDLES ON ALL ESCUTCHEONS.
- ALL SWITCHGEAR TO BE SCHNEIDER OR NHP/ TERASAKI.
- PROVIDE SHOP DRAWINGS FOR APPROVAL.
- ALL COMPONENTS ARE TO BE LABELLED WITH NON-STICK LABELS.

REFER TO THE DISTRIBUTION BOARD SCHEDULE FOR ADDITIONAL REQUIREMENTS AND CIRCUIT DETAILS.

7. LIGHTING

ALL OF THE LIGHT FITTINGS, LAMPS AND ACCESSORIES ARE TO BE PROVIDED AS PART OF THIS CONTRACT. THE LIGHTING COMPONENT OF THIS CONTRACT INCLUDES, BUT IS NOT LIMITED TO THE FOLLOWING EXTENT OF WORK:

- LIGHTING.
- LIGHT FITTINGS AND ACCESSORIES.
- EMERGENCY AND EXIT LIGHTING.
- EARTHING OF THE LIGHTING INSTALLATION.
- LIGHTING CONTROL.
- WALL MOUNTED FANS.
- LIGHTING SUBCIRCUITS.
- TESTING AND COMMISSIONING.
- RECONNECTION OF THE EXISTING LIGHTING THAT REMAINS INCLUDING ALL NEW SWITCHGEAR AND CONTROLS.
- REMOVAL OF ALL EXISTING REDUNDANT LIGHTING SERVICES.

PROVIDE A SINGLE POINT EMERGENCY LIGHTING SYSTEM THAT COMPLIES WITH THE LATEST ISSUE OF ALL PARTS AS2293 AND THE RELEVANT PARTS OF THE NCC BCA. INSTALL EMERGENCY LIGHT FITTINGS NOMINATED AS MAINTAINED WITH THE LAMP PERMANENTLY ON SUPPLIED VIA AN UNSWITCHED ACTIVE MAINS SUPPLY WHEN THE MAINS SUPPLY IS AVAILABLE. WHEN THE MAINS SUPPLY IS NOT AVAILABLE, THE LAMP IS TO REMAIN ON SUPPLIED BY THE EMERGENCY PACK. SINGLE LAMP MAINTAINED EMERGENCY LIGHTS ARE NOT SWITCHED WITH THE LOCAL GENERAL AREA LIGHTING. (THE LAMP IS ALWAYS ON.)

INSTALL EMERGENCY LIGHT FITTINGS NOMINATED AS NON-MAINTAINED AS FOLLOWS:

- IF THE FITTING IS NOT BEING SWITCHED, THE LAMP IS TO REMAIN OFF WHEN THE MAINS SUPPLY IS AVAILABLE. WHEN THE MAINS SUPPLY IS NOT AVAILABLE THE LAMP IS TO BE SWITCHED ON SUPPLIED BY THE EMERGENCY PACK. UNSWITCHED SINGLE LAMP NON-MAINTAINED EMERGENCY LIGHTS ARE NOT SWITCHED WITH THE LOCAL GENERAL AREA LIGHTING. (THE LAMP IS ON ONLY WHEN THE MAINS SUPPLY IS NOT AVAILABLE.)
- IF THE FITTING IS BEING SWITCHED, THE LAMP IS TO BE SUPPLIED AND CONTROLLED WITH THE LOCAL GENERAL AREA LIGHTING WHEN THE MAINS SUPPLY IS AVAILABLE. WHEN THE MAINS SUPPLY IS NOT AVAILABLE THE LAMP IS TO BE SWITCHED ON, SUPPLIED BY THE EMERGENCY PACK. (THE LAMP IS ON WHEN TURNED ON WITH THE LOCAL GENERAL LIGHTING OR THE MAIN SUPPLY IS NOT AVAILABLE.)

INSTALL EMERGENCY LIGHTS SUCH THAT THE STATUS INDICATOR L.E.D. IS CLEARLY VISIBLE AND THE TEST BUTTONS ARE READILY ACCESSIBLE. LABEL EACH CIRCUIT BREAKER WHICH CONTROLS THE UNSWITCHED ACTIVE TO EXIT LIGHTS WITH A LABEL FIXED ADJACENT; ENGRAVED PLASTIC LAMINATE, GREEN BACKGROUND WITH WHITE CHARACTERS: -

WARNING  
INTERRUPTING SUPPLY WILL DISCHARGE  
EMERGENCY LIGHTING BATTERIES

PROVIDE WRITTEN EVIDENCE OF THE INITIAL COMMISSIONING AND TESTING AND TESTING FOR THE DURATION OF THE MAINTENANCE PERIOD IN ACCORDANCE WITH AS 2293.2.

THIS EVIDENCE IS TO BE IN THE FORM OF A LOG BOOK SIMILAR TO THE GENERAL LIGHTING SERVICE PTY LTD "EMERGENCY LIGHTING MAINTENANCE LOG BOOK AND MANUAL" WHICH IS TO BE PROVIDED BY THE ELECTRICAL SUB-CONTRACTOR AND HAVE ALL ENTRIES FULLY COMPLETED AND BE PRESENTED FOR INSPECTION AT PRACTICAL COMPLETION. THE LOG BOOK IS TO BE RETAINED BY THE ELECTRICAL SUB-CONTRACTOR FOR THE DURATION OF THE MAINTENANCE PERIOD, AND THE SIX MONTHLY TEST AND MAINTENANCE RESULTS ENTERED. THE LOG BOOK IS TO BE PRESENTED FOR APPROVAL AT FINAL COMPLETION (EXPIRY OF THE MAINTENANCE PERIOD) AND WILL BE FORWARDED TO THE OPERATOR FOR THEIR USE.

PROVIDE MAINTENANCE OF THE EMERGENCY AND EXIT LIGHTING INSTALLATION INCLUDING RECORDS IN ACCORDANCE WITH THE LATEST ISSUE OF ALL PARTS AS2293 AND THE RELEVANT PARTS OF THE NCC BCA. PROVIDE THE EMERGENCY LIGHTING SYSTEM WITH A SUPPLY SENSING AND TESTING FACILITY IN ACCORDANCE WITH AS 2293.1.

ALL OF THE EXISTING LIGHT FITTINGS AND CABLING THAT BECOME REDUNDANT ARE TO BE REMOVED.








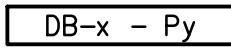




8. COMMUNICATIONS

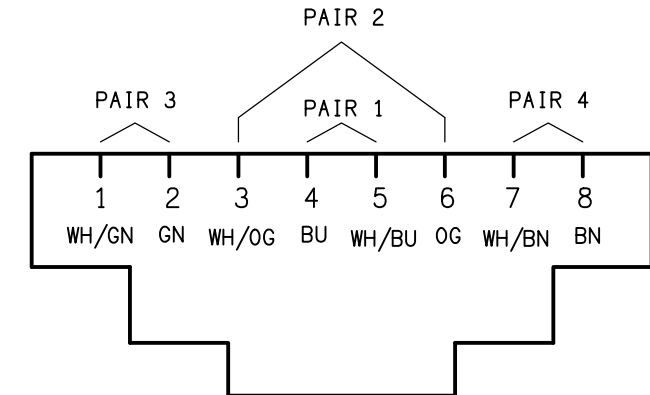
THE COMMUNICATIONS CABLING COMPONENT OF THIS CONTRACT INCLUDES NEW CEILING MOUNTED CAT 6 COMMUNICATIONS OUTLETS AND CCTV CAT 6 OUTLETS CABLED VIA UNDERGROUND CAT 6 CABLE TO A NEW PATCH PANEL IN THE EXISTING COMMUNICATIONS RACK CR-D.

ALL OF THE EXISTING COMMUNICATION CABLES THAT BECOME REDUNDANT ARE TO BE REMOVED. THE COMMUNICATIONS CABLING COMPONENT OF THIS CONTRACT INCLUDES, BUT IS NOT LIMITED TO THE FOLLOWING EXTENT OF WORK:

- REMOVAL OF EXISTING REDUNDANT CABLING.
- COMMUNICATIONS OUTLETS AND CABLING.
- PATCH PANELS WITHIN CR-D RACK AS REQUIRED.
- TESTING AND COMMISSIONING.
- EXTENSION OF THE EXISTING UNDERGROUND PIT AND CONDUIT SYSTEM.

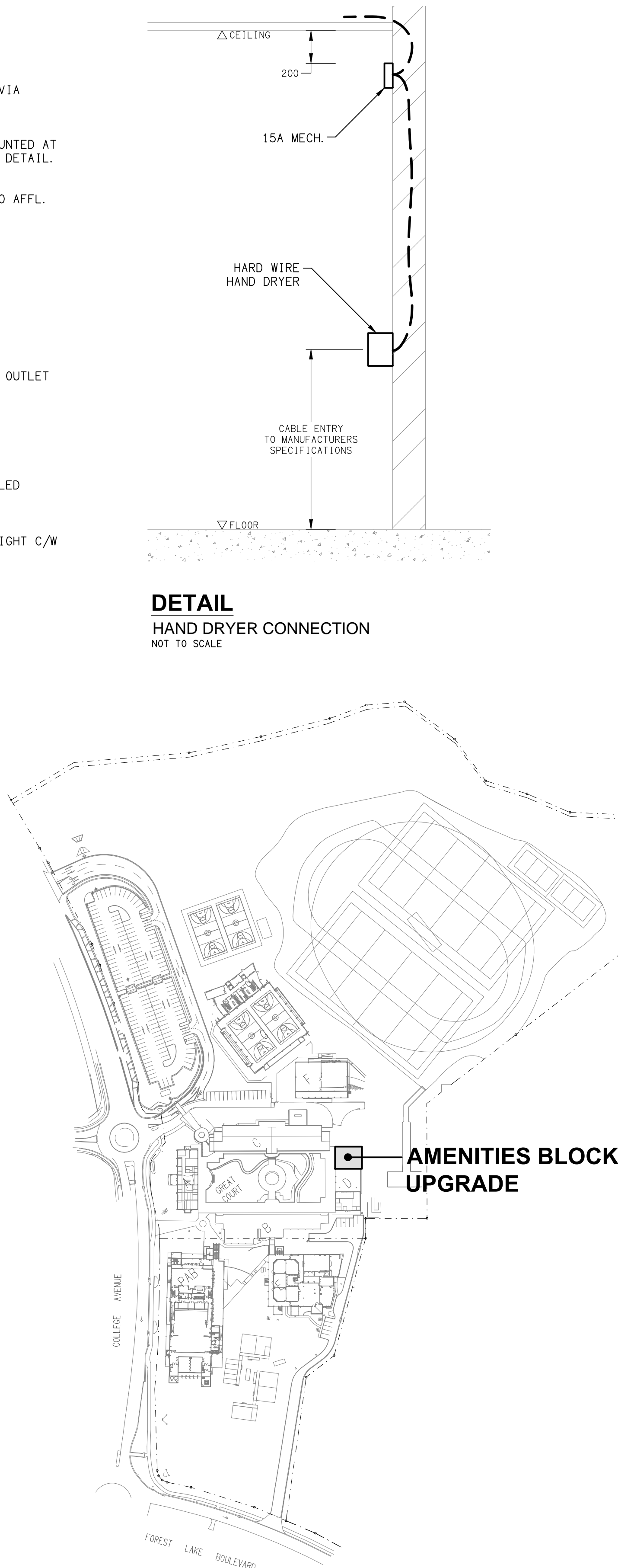
LEGEND

-  EXISTING ELECTRICAL SERVICES SWITCHBOARD.
-  DOUBLE 10 AMP GP0. CLIPSAL C2000 WHITE.
-  3 PHASE IP66 20AMP ISOLATOR CONNECTED TO THE EQUIPMENT VIA SMOOTH FLEX CONDUIT.
-  20A WHITE CLIPSAL C2000 SERIES ISOLATING SWITCH WALL MOUNTED AT 2400mm AFFL AND CONNECTED TO THE HAND DRYER UNIT AS PER DETAIL.
-  CLIPSAL C2000 WHITE ONE-WAY LIGHT SWITCH MOUNTED AT 1000 AFFL.
-  CIRCUIT LINE.
-  SWITCH LINE.
-  POWER CIRCUIT DESIGNATION. DENOTES DB AND CIRCUIT.
-  CLIPSAL C2000 WHITE CEILING MOUNTED RJ45 COMMUNICATIONS OUTLET CABLED TO CR-D VIA UNDERGROUND CAT 6 CABLE.
-  CLIPSAL C2000 WHITE RJ45 CCTV OUTLET CABLED TO CR-D VIA UNDERGROUND CAT 6 CABLE.
-  E1: RECESSED NON-MAINTAINED WHITE CLEVERTRONICS CLIFE LED EMERGENCY LIGHT.
-  L1: RECESSED IP54 12W 4000K M-ELEC ML-MR12-M LED DOWNLIGHT C/W INTEGRAL DRIVER 600MM FLEX AND PLUG.



SCHEMATIC

RJ45 PINOUT CONFIGURATION  
NOT TO SCALE



SITE PLAN

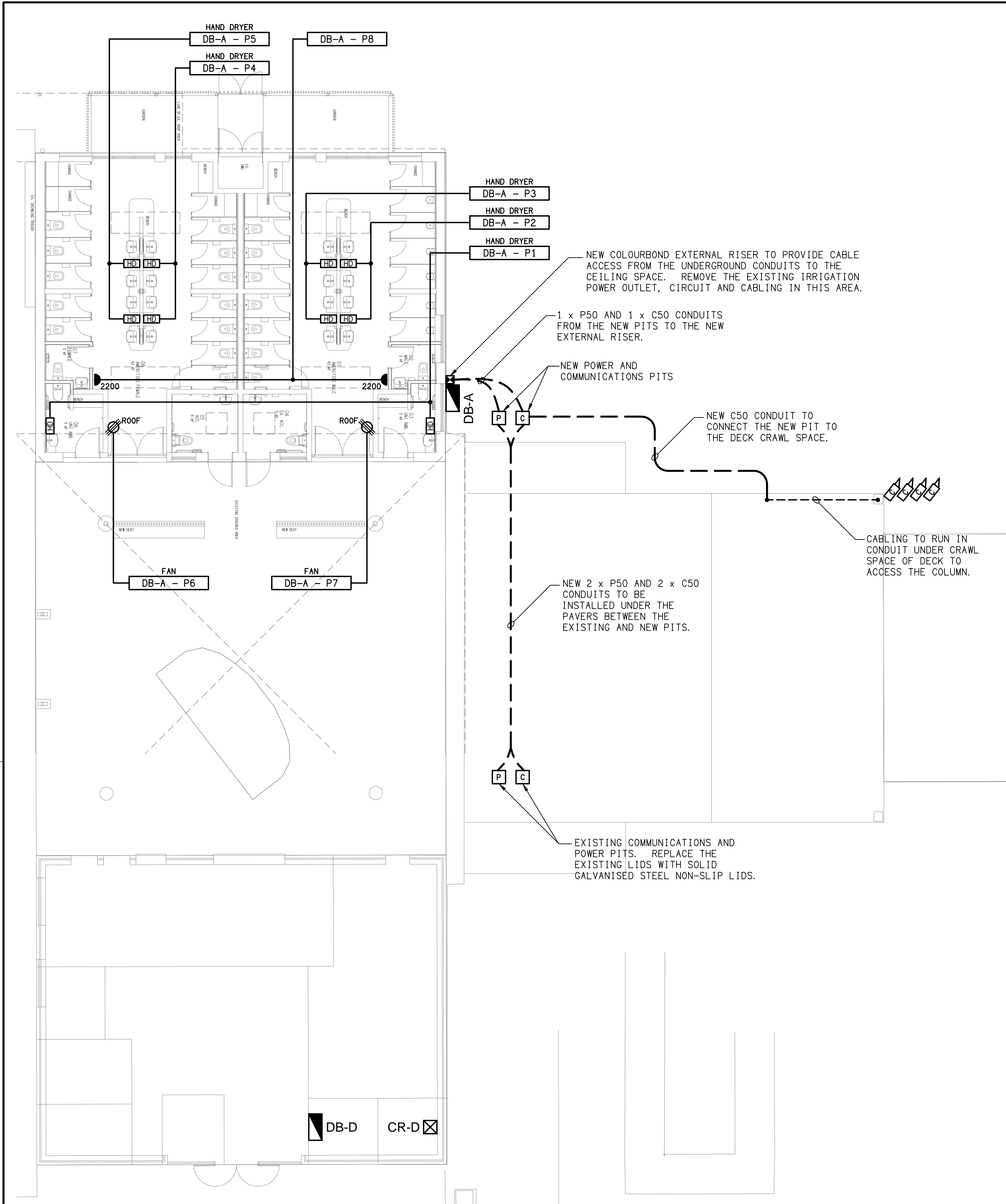
AMENITIES BLOCK UPGRADE  
SCALE 1:2000

B	TENDER	13/11/2024
REV:	DESCRIPTION:	DATE:

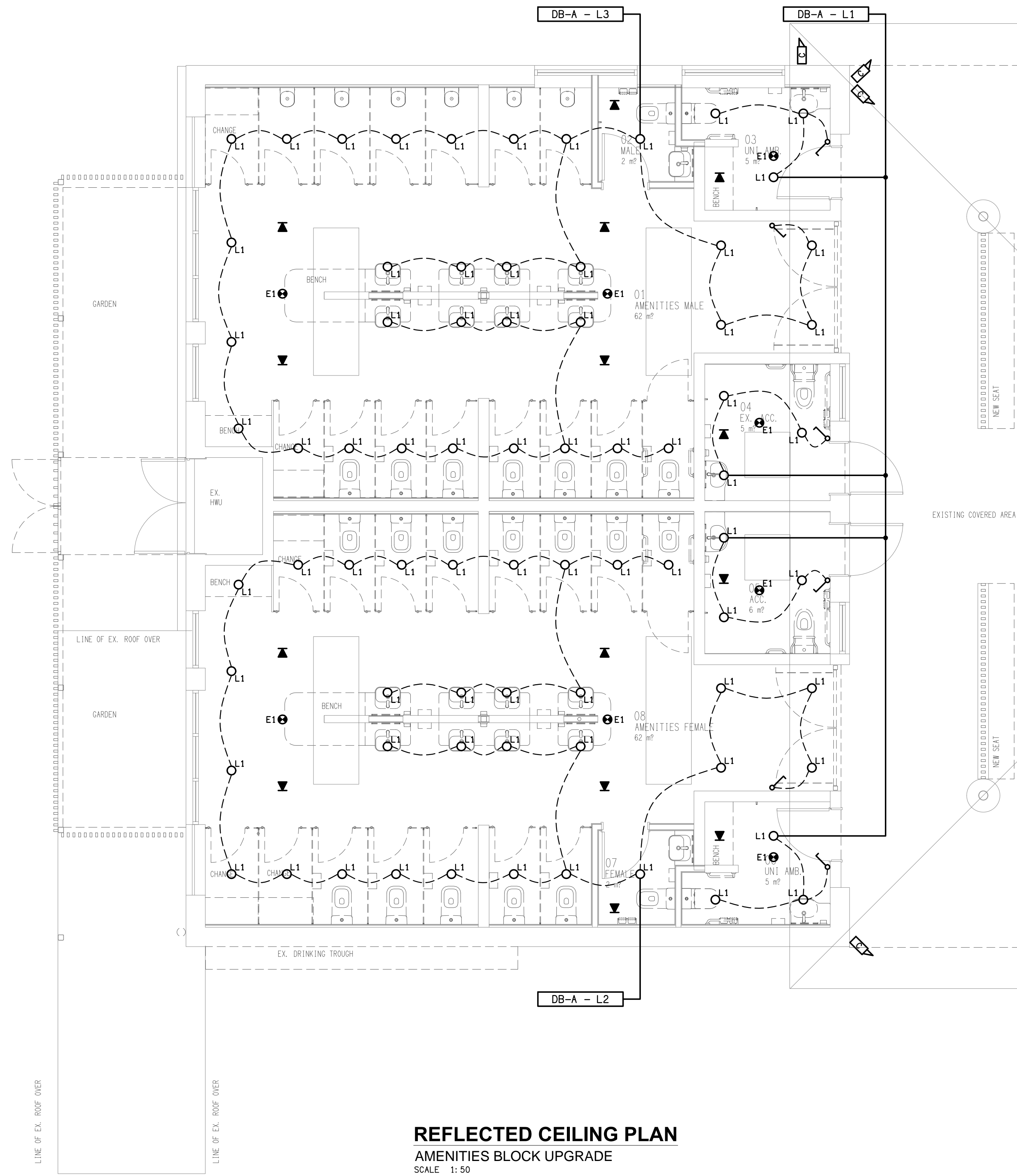
DRAWING:  
**ELECTRICAL SERVICES  
LEGEND & SITE PLAN**

SCALE: 1:2000	AT A1	PROJECT NO: <b>C3378a</b>	DRAWING NO: <b>E01</b>	REVISION: <b>B</b>
------------------	-------	------------------------------	---------------------------	-----------------------

ELECTRICAL DESIGN GROUP BRISBANE PTY LTD ACN 092 710 793		THE COPYRIGHT OF THIS DRAWING REMAINS THE PROPERTY OF THE ELECTRICAL DESIGN GROUP.		 <b>ELECTRICAL DESIGN GROUP</b>		PROJECT: <b>ST JOHNS ANGLICAN COLLEGE FOREST LAKE - AMENITIES BLOCK</b>	
TRADING AS: ELECTRICAL DESIGN GROUP		USE FIGURED DIMENSIONS IN PREFERENCE TO SCALE.		ELECTRICAL BUILDING SERVICES CONSULTANTS		COLLEGE AVENUE, FOREST LAKE	
		ALL DIMENSIONS TO BE VERIFIED ONSITE.		BRISBANE GOLD COAST			
				P.O.Box 15, Sherwood Q.4075 Phone: (07) 3278 4375 Email: brisbane@edg.net.au Web: www.edg.net.au			



**FLOOR PLAN**  
AMENITIES BLOCK UPGRADE  
SCALE 1: 100



**REFLECTED CEILING PLAN**  
AMENITIES BLOCK UPGRADE  
SCALE 1: 50