



# ELECTRICAL DESIGN GROUP

ELECTRICAL BUILDING SERVICES CONSULTANTS

P.O. Box 15, SHERWOOD Q. 4075

Phone: (07) 3278 4375 Fax: (07) 3716 0222

Web Site: [www.edg.net.au](http://www.edg.net.au) Email: [brisbane@edg.net.au](mailto:brisbane@edg.net.au)


C3403a - AUTOPACT KIA SPRINGWOOD

C3403a-0002(A).xls

## ELECTRICAL EQUIPMENT SCHEDULE

REVISION A - 10 APRIL 2025

THE EQUIPMENT SUPPLIER CONTACT DETAILS MAY BE AVAILABLE ON THE EDG WEBSITE VIA THE FOLLOWING LINK <a href="http://www.edg.net.au/links.html">www.edg.net.au/links.html</a>					
TYPE	LAMPS	DESCRIPTION	COLOUR / ACCESSORY	CATALOGUE No	REV
S1	LED	RECESSED LOW GLARE RECTANGULAR DOWNLIGHT C/W DUAL 240V CONNECTIONS.	BLACK	LUMIQUI CREATIONS S1 NICE G2 484036	A
S1A	LED	RECESSED LOW GLARE RECTANGULAR DOWNLIGHT C/W DUAL 240V CONNECTIONS.	WHITE	LUMIQUI CREATIONS S1A NICE G2 304050	A
S2	LED	ULTRA LOW GLARE RECESSED DOWNLIGHT		LUMIQUI CREATIONS S2 LV 075 PRO 123050	A
S3	LED	ULTRA LOW GLARE RECESSED DOWNLIGHT		LUMIQUI CREATIONS S3 LV 075 PRO 154050	A
PE1	LED	DECORATIVE PENDANT SUSPENDED TO 2400 AFFL		LUMIQUI CREATIONS PE1 MARSDEN PENDANT TRIPLE	A
PE3	LED	DECORATIVE PENDANT SUSPENDED TO 2200 AFFL		LUMIQUI CREATIONS PE3 MARSDEN PENDANT SINGLE	A
CL3	LED	CUSTOM EXTRUSION SUSPENDED TO 3200AFFL DUAL 240 VOLT CONNECTIONS WITH ONE AT EACH SHORTER END.		LUMIQUI CREATIONS CL3 HP SERIES LINEAR 3040110	A
IL1	RED LED	INFINITY LOOP C/W CONTINUOUS RED LED SILICON ONLY IN TILED FLOOR WITH 23 X 17 PROFILE REFER TO THE LUMIQUI INSTALLATION DETAILS		LUMIQUI CREATIONS IL1 NEON FLEX XS 09R110	A
LL1-1	LED	CUSTOM 50 X 34 LINEAR PROFILE C/W 83DEG ANGLE END CAP RECESSED. REFER TO THE LUMIQUI INSTALLATION DETAILS		LUMIQUI CREATIONS LL1-1 HP LINEAR 2530110	A
L1	60W 4000K LED	RECESSED DOWNLIGHT LOCATED WITHIN THE EXISTING CEILING CUTOUTS. REMOTE DRIVER MODIFY THE CUTOUTS TO ACCOMMODATE THE NEW FITTING.	WHITE	EQUAL TO GAMMA ILLUMINATION COBALT 1444-4K-60W	A
L2	22W 4000K LED PER FITTING	SURFACE MOUNTED 3800 LONG TRACK C/W FOUR ADJUSTABLE 240 FITTINGS. EACH FITTING IS TO CONTAIN AN INTEGRAL DRIVER. CONFIRM THE AIMING OF THE FITTINGS ON SITE WITH THE OPERATOR	BLACK	EQUAL TO GAMMA ILLUMINATION SERIES 25 TRACK & SCOPE 1305-FL-4K- 22W FITTINGS	A



# ELECTRICAL DESIGN GROUP

ELECTRICAL BUILDING SERVICES CONSULTANTS

P.O. Box 15, SHERWOOD Q. 4075

Phone: (07) 3278 4375 Fax: (07) 3716 0222

Web Site: [www.edg.net.au](http://www.edg.net.au) Email: [brisbane@edg.net.au](mailto:brisbane@edg.net.au)

C3403a - AUTOPACT KIA SPRINGWOOD

C3403a-0002(A).xls

## ELECTRICAL EQUIPMENT SCHEDULE

REVISION A - 10 APRIL 2025

THE EQUIPMENT SUPPLIER CONTACT DETAILS MAY BE AVAILABLE ON THE EDG WEBSITE VIA THE FOLLOWING LINK <a href="http://www.edg.net.au/links.html">www.edg.net.au/links.html</a>					
TYPE	LAMPS	DESCRIPTION	COLOUR / ACCESSORY	CATALOGUE No	REV
L3	1600LM /M 4000K 24V LED	ROD SUSPENDED ROUND 4500 DIA 100 WIDE X 150 HIGH PROFILE C/W OPAL DIFFUSER AND INTEGRAL DRIVERS CUSTOM COLOUR AND FINISH TO BE CONFIRMED WITH THE ARCHITECT PROVIDE SHOP DRAWINGS FOR APPROVAL.			A
L4	13W 4000K LED	RECESSED DOWNLIGHT C/W REMOTE DRIVER	WHITE	EQUAL TO GAMMA ILLUMINATION COBALT 1402-ER-4K-13W	A
L5	28W 4000K LED	RECESSED DOWNLIGHT LOCATED WITHIN THE EXISTING CEILING CUTOUTS. REMOTE DRIVER MODIFY THE CUTOUTS TO ACCOMMODATE THE NEW FITTING.	WHITE	EQUAL TO GAMMA ILLUMINATION COBALT 1442-4K-28W	A
L6	880LM /M 4000K 24V LED	LED STRIP LIGHT IN A SCREW FIXED EXTRUSION C/W OPAL DIFFUSER MOUNTED IN THE CEILING PELMET AS PER THE ARCHITECTURAL DETAIL. REMOTE POWER SUPPLIES AS REQUIRED LOCATED IN A CONCEALED ACCESSIBLE POSITION NOTED ON THE AS CONSTRUCTED DOCUMENTS.	NATURAL	EQUAL TO MELEC ML-ALU-1407-2M - ML-VLCRI-14.4-NW	A
L7	880LM /M 4000K 24V LED	LED STRIP LIGHT IN A SCREW FIXED EXTRUSION C/W OPAL DIFFUSER MOUNTED IN THE CEILING PELMET AS PER THE ARCHITECTURAL DETAIL. REMOTE POWER SUPPLIES AS REQUIRED LOCATED IN A CONCEALED ACCESSIBLE POSITION NOTED ON THE AS CONSTRUCTED DOCUMENTS.	NATURAL	EQUAL TO MELEC ML-ALU-1407-2M - ML-VLCRI-14.4-NW	A
L8	880LM /M 4000K 24V LED	LED STRIP LIGHT IN A SCREW FIXED EXTRUSION C/W OPAL DIFFUSER FLUSH RECESSED INTO THE FEATURE TIMBER CEILING. CONFIRM THE SETOUT WITH THE ARCHITECT. REMOTE POWER SUPPLIES AS REQUIRED LOCATED IN A CONCEALED ACCESSIBLE POSITION NOTED ON THE AS CONSTRUCTED DOCUMENTS.	NATURAL	EQUAL TO MELEC ML-ALUR-K-V3 - ML-VLCRI-14.4-NW	A
L9	36W 4000K LED	RECESSED DOWNLIGHT LOCATED WITHIN THE EXISTING CEILING CUTOUTS. REMOTE DRIVER MODIFY THE CUTOUTS TO ACCOMMODATE THE NEW FITTING.	WHITE	EQUAL TO GAMMA ILLUMINATION COBALT 1717-4K-36W	A
E1	LED	EMERGENCY LIGHT: RECESSED NON-MAINTAINED EMERGENCY LIGHT. AS2293 CLASSIFICATION C0-D40 - C90-D40.	WHITE	STANILITE SF1LEDP LITHIUM BATTERY	A
EX	LED	EXIT LIGHT: MAINTAINED 24M VIEWING DISTANCE EXIT LIGHT C/W DIFFUSERS & DIRECTIONAL ARROWS AS SHOWN AND A IP56 HOUSING CEILING OR WALL MOUNT BETWEEN 2100mm & 2700mm AFFL IF THERE IS NO VERTICAL SURFACE TO MOUNT THE FITTING ON WITHIN THIS RANGE CONFIRM THE MOUNTING HEIGHT WITH THE ENGINEER. AS2293 CLASSIFICATION C0-D3.2 - C90-E2.	WHITE LOGO GREEN BACKGROUND WHITE BODY	STANILITE PLQLEDP LITHIUM BATTERY	A



# ELECTRICAL DESIGN GROUP

ELECTRICAL BUILDING SERVICES CONSULTANTS

P.O. Box 15, SHERWOOD Q. 4075

Phone: (07) 3278 4375 Fax: (07) 3716 0222

Web Site: [www.edg.net.au](http://www.edg.net.au) Email: [brisbane@edg.net.au](mailto:brisbane@edg.net.au)


C3403a - AUTOPACT KIA SPRINGWOOD

C3403a-0002(A).xls

## ELECTRICAL EQUIPMENT SCHEDULE

REVISION A - 10 APRIL 2025

THE EQUIPMENT SUPPLIER CONTACT DETAILS MAY BE AVAILABLE ON THE EDG WEBSITE VIA THE FOLLOWING LINK <a href="http://www.edg.net.au/links.html">www.edg.net.au/links.html</a>					
TYPE	LAMPS	DESCRIPTION	COLOUR / ACCESSORY	CATALOGUE No	REV
LIGHTING CONTROL SWITCH PANEL (SP1)		WALL MOUNTED MULTI GANG SWITCH PANEL MOUNTED AT 1000 AFFL	WHITE	CLIPSAL C2000 SERIES	A
LIGHTING CONTROL SWITCH PANEL (SP2)		WALL MOUNTED MULTI GANG SWITCH PANEL MOUNTED AT 1000 AFFL	WHITE	CLIPSAL C2000 SERIES	A
LIGHTING CONTROL SWITCH PANEL (SP3)		WALL MOUNTED MULTI GANG SWITCH PANEL MOUNTED AT 1000 AFFL	WHITE	CLIPSAL C2000 SERIES	A
ONE-WAY LIGHT SWITCH		ONE-WAY LIGHT SWITCH C/W CIRCUIT IDENTIFICATION ON THE FACEPLATE BEHIND THE SURROUND MOUNTED AT 1100mm AFFL UNLESS NOTED OTHERWISE.	WHITE	CLIPSAL 2000 SERIES 30USM	A
SINGLE POWER OUTLET		SINGLE POWER OUTLET C/W CIRCUIT IDENTIFICATION ON THE FACEPLATE BEHIND THE SURROUND MOUNT AT 300 AFFL U.N.O.	WHITE	CLIPSAL C2000 SERIES	A
AUTO DOOR (AD) SINGLE POWER OUTLET		SINGLE POWER OUTLET C/W CIRCUIT IDENTIFICATION ON THE FACEPLATE BEHIND THE SURROUND MOUNTED WITHIN THE AUTO DOOR HEAD MULLION	WHITE	CLIPSAL C2000 SERIES	A
DOUBLE POWER OUTLET		DOUBLE POWER OUTLET C/W CIRCUIT IDENTIFICATION ON THE FACEPLATE BEHIND THE SURROUND MOUNT AT 300 AFFL U.N.O	WHITE	CLIPSAL C2000 SERIES	A
DOUBLE POWER OUTLET (USB)		DOUBLE POWER OUTLET C/W USB CHARGER AND CIRCUIT IDENTIFICATION ON THE FACEPLATE BEHIND THE SURROUND MOUNT AT 300mm AFFL U.N.O. RATING 10A U.N.O.	WHITE	CLIPSAL C2000 SERIES + 30USBCM MECH	A
SINGLE-PHASE ISOLATOR		SINGLE-PHASE WEATHERPROOF ISOLATOR. MOUNT AT 1350mm AFFL U.N.O. RATING 20A U.N.O. CONNECT TO EQUIPMENT VIA FLEXIBLE CONDUIT.	-	CLIPSAL WHT20	A
THREE-PHASE ISOLATOR		THREE-PHASE WEATHERPROOF ISOLATOR. MOUNT AT 1350mm AFFL U.N.O. RATING 20A U.N.O. CONNECT TO EQUIPMENT VIA FLEXIBLE CONDUIT. "RSD" DENOTES ROLLER SHUTTER DOOR SUPPLY - COORDINATE LOCATION ONSITE WITH MOTOR.	-	CLIPSAL WHT35	A
SMOKE DETECTOR		AS1670.1 SURFACE MOUNTED SMOKE DETECTOR WHITE UNLESS NOTED AS BK THEN BLACK TYPE TO MATCH THE EXISTING ALARM SYSTEM. CONNECT THE DETECTOR TO THE ASSOCIATED ZONE.			A
SMOKE DETECTOR CONCEALED		AS1670.1 CONCEALED SPACE SMOKE DETECTOR C/W COMPLIANT ACCESS TYPE TO MATCH THE EXISTING ALARM SYSTEM. CONNECT THE DETECTOR TO THE ASSOCIATED ZONE.			A



# ELECTRICAL DESIGN GROUP

ELECTRICAL BUILDING SERVICES CONSULTANTS

P.O. Box 15, SHERWOOD Q. 4075

Phone: (07) 3278 4375 Fax: (07) 3716 0222

Web Site: [www.edg.net.au](http://www.edg.net.au) Email: [brisbane@edg.net.au](mailto:brisbane@edg.net.au)


C3403a - AUTOPACT KIA SPRINGWOOD

C3403a-0002(A).xls

## ELECTRICAL EQUIPMENT SCHEDULE

REVISION A - 10 APRIL 2025

THE EQUIPMENT SUPPLIER CONTACT DETAILS MAY BE AVAILABLE ON THE EDG WEBSITE VIA THE FOLLOWING LINK <a href="http://www.edg.net.au/links.html">www.edg.net.au/links.html</a>					
TYPE	LAMPS	DESCRIPTION	COLOUR / ACCESSORY	CATALOGUE No	REV
RECESSED FIRE ALARM SPEAKER		AS1670.1 RECESSED FIRE ALARM SPEAKER C/W GRILL WHITE UNLESS NOTED AS BK THEN BLACK			A
MATV OUTLET		MATV OUTLET CONNECTED TO THE EXISTING MATV SYSTEM VIA A RG6 CABLE RUN IN STAR CONFIGURATION. UPGRADE THE MATV SYSTEM PASSIVE EQUIPMENT AS NECESSARY TO ACCOMMODATE THE NEW OUTLETS.	WHITE	CLIPSAL C2000 SERIES	A
CAT 6 COMMUNICATIONS OUTLET		RJ45 CAT-6 COMMUNICATIONS OUTLET, CABLE THE GROUND LEVEL OUTLETS TO COMMUNICATIONS RACK CR-B AND THE BASEMENT / SERVICE OUTLETS TO COMMUNICATIONS RACK CR-A. TERMINATED ONTO FACILITY PATCH PANELS VIA 4-PAIR CAT-6 UTP CABLE. MOUNT UP TO 3 RJ45 OUTLETS PER MULTI-GANG FACEPLATE WITH SEPARATE PERMANENT LABELLING FOR EACH OUTLET. MOUNT AT 300 AFFL U.N.O.	WHITE	CLIPSAL C2000 SERIES KRONE JACK C/W SHUTTER	A
COMMUNICATIONS RACK CR-A		EXISTING COMMUNICATIONS RACK TO BE UPGRADED AS NECESSARY AND PROVIDED WITH ADDITIONAL PATCH PANELS TO ACCOMMODATE THE ADDITIONAL COMMUNICATIONS OUTLETS. REMOVE ALL REDUNDANT CABLING AND UPDATE THE PORT NUMBERING.			A
COMMUNICATIONS RACK CR-B		EXISTING COMMUNICATIONS RACK TO BE UPGRADED AS NECESSARY AND PROVIDED WITH ADDITIONAL PATCH PANELS TO ACCOMMODATE THE ADDITIONAL COMMUNICATIONS OUTLETS. REMOVE ALL REDUNDANT CABLING AND UPDATE THE PORT NUMBERING.			A
DB-SH		EXISTING SHOWROOM DISTRIBUTION BOARD TO BE UPGRADED WITH NEW OUTGOING CIRCUIT SWITCHGEAR AS REQUIRED. ALL EXISTING SWITCHGEAR MADE REDUNDANT BY THE WORKS IS TO BE REMOVED. UPDATE THE SCHEDULE AT PRACTICAL COMPLETION. ALL NEW DB-SH CIRCUITS ARE TO BE SINGLE PHASE 20 AMP RCBO PROTECTED 2.5MM. IT IS ACCEPTABLE TO UTILISE EXISTING CIRCUITS TO SUPPLY THE NEW DB-SH SERVICES IF THEY HAVE APPROPRIATE CAPACITY AND ARE OF A SIMILAR USE.			A
DB-O		EXISTING SERVICE / BASEMENT DISTRIBUTION BOARD TO BE UPGRADED WITH NEW OUTGOING CIRCUIT SWITCHGEAR AS REQUIRED. ALL EXISTING SWITCHGEAR MADE REDUNDANT BY THE WORKS IS TO BE REMOVED. UPDATE THE SCHEDULE AT PRACTICAL COMPLETION. ALL NEW DB-SH CIRCUITS ARE TO BE SINGLE PHASE 20 AMP RCBO PROTECTED 2.5MM. IT IS ACCEPTABLE TO UTILISE EXISTING CIRCUITS TO SUPPLY THE NEW DB-O SERVICES IF THEY HAVE APPROPRIATE CAPACITY AND ARE OF A SIMILAR USE.			A
MSB		EXISTING SITE MSB TO REMAIN AS IS			A
MSSB		EXISTING MECHANICAL SERVICES SWITCHBOARD TO REMAIN AS IS.			A



# ELECTRICAL DESIGN GROUP

ELECTRICAL BUILDING SERVICES CONSULTANTS

P.O. Box 15, SHERWOOD Q. 4075

Phone: (07) 3278 4375 Fax: (07) 3716 0222

Web Site: [www.edg.net.au](http://www.edg.net.au) Email: [brisbane@edg.net.au](mailto:brisbane@edg.net.au)

C3403a - AUTOPACT KIA SPRINGWOOD

C3403a-0002(A).xls

ELECTRICAL EQUIPMENT SCHEDULE

REVISION A - 10 APRIL 2025

THE EQUIPMENT SUPPLIER CONTACT DETAILS MAY BE AVAILABLE ON THE EDG WEBSITE VIA THE FOLLOWING LINK <a href="http://www.edg.net.au/links.html">www.edg.net.au/links.html</a>					
TYPE	LAMPS	DESCRIPTION	COLOUR / ACCESSORY	CATALOGUE No	REV
FLOOR BOX (FB1)		INSITU FLUSH FLOOR BOX C/W A DOUBLE GPOS+ 2 COMMUNICATIONS OUTLETS ON THE SAME FACEPLATE . PROVIDE A 32 DIA CONDUIT C/W A SPARE DRAW WIRE FROM THE REAR OF THE COMMUNICATIONS FACEPLATE TO THE CEILING SPACE ABOVE THE COMMUNICATIONS RACK CR-A. PROVIDE THE GPOS AND COMMUNICATIONS OUTLETS AS PER THE STANDARD DESCRIPTIONS.	STAINLESS STEEL	ECD FB2SHD	A
SIGN CONNECTION		COORDINATE THE LOCATION AND CONNECTION WITH THE SIGN CONTRACTOR ENSURING THE GPO / ISOLATORS ARE PROVIDED WITH APPROPRIATE WEATHER PROTECTION AND ARE CONCEALED FROM VIEW.			A