

# ELECTRICAL DESIGN GROUP

ELECTRICAL BUILDING SERVICES CONSULTANTS

P.O. Box 15, SHERWOOD Q. 4075

Phone: (07) 3278 4375 Fax: (07) 3716 0222

Web Site: [www.edg.net.au](http://www.edg.net.au) Email: [brisbane@edg.net.au](mailto:brisbane@edg.net.au)


C3520a - BURGER URGE - WILSONTON

C3520a-0002(A).xls

## ELECTRICAL EQUIPMENT SCHEDULE

REVISION A - 27 JUNE 2025

THE EQUIPMENT SUPPLIER CONTACT DETAILS MAY BE AVAILABLE ON THE EDG WEBSITE VIA THE FOLLOWING LINK <a href="http://www.edg.net.au/links.html">www.edg.net.au/links.html</a>					
TYPE	LAMPS	DESCRIPTION	COLOUR / ACCESSORY	CATALOGUE No	REV
L1	12W 3000K LED	RECESSED DOWNLIGHT C/W INTEGRAL DRIVER	BLACK	HAVIT LIGHTING HV5511T-BLK	A
L2	12W 3000K LED	RECESSED DOWNLIGHT C/W INTEGRAL DRIVER	BLACK	HAVIT LIGHTING HV5511T-BLK	A
L3	30W 4000K LED	300 X 12000 BACK LITE FLAT PANEL C/W REMOTE DRIVER AND A PB RECESS KIT	WHITE	RAPID LED R3206-TRI- RM	A
L4	19.2W/M 4000K LED	LED STRIP MOUNTED UNDER THE KITCHEN SHELF C/W A REMOTE DRIVER. LOCATE THE DRIVER IN A REMOTE CONCEALED ACCESSIBLE POSITION NOTED ON THE AS CONSTRUCTED DOCUMENTS. MOUNT THE LED IN A RECESSED SCREW FIXED ALUMINIUM EXTRUSION C/W CONTINUOUS OPAL DIFFUSER. ENSURE ALL CABLING IS CONCEALED.	NATURAL ALUMINIUM OPAL DIFFUSER	HAVIT LIGHTING HV9735-IP20-240-4K - 19.2w + HV9695-2515 + POWER SUPPLY	A
L5	19.2W/M 3000K LED	LED STRIP MOUNTED IN THE FRONT OF THE SERVERY COUNTER C/W A REMOTE TE DIMMABLE DRIVER. LOCATE THE DRIVER IN A REMOTE CONCEALED ACCESSIBLE POSITION NOTED ON THE AS CONSTRUCTED DOCUMENTS. MOUNT THE LED IN A RECESSED SCREW FIXED ALUMINIUM EXTRUSION C/W CONTINUOUS OPAL DIFFUSER AS PER THE ARCHITECTURAL JOINERY DETAIL. ENSURE ALL CABLING IS CONCEALED.	BLACK ALUMINIUM OPAL DIFFUSER	HAVIT LIGHTING HV9735-IP20-240-4K - 19.2w + HV9695-2515- BLK + POWER SUPPLY	A
L6	19.2W/M 3000K LED	LED STRIP RECESSED INTO THE REAR SERVERY DISPLAY SHELVES C/W A REMOTE TE DIMMABLE DRIVER. LOCATE THE DRIVER IN A REMOTE CONCEALED ACCESSIBLE POSITION NOTED ON THE AS CONSTRUCTED DOCUMENTS. MOUNT THE LED IN A RECESSED SCREW FIXED ALUMINIUM EXTRUSION C/W CONTINUOUS OPAL DIFFUSER AS PER THE ARCHITECTURAL JOINERY DETAIL. REFER TO THE ELEVATION FOR THE EXTENT /NUMBER OF L6 STRIPS. ENSURE ALL CABLING IS CONCEALED. IT IS ACCEPTABLE TO HAVE A SINGLE DRIVER SUPPLY MULTIPLE LENGTHS OF L6 STRIP IF IT IS SUITABLY SIZED.	BLACK ALUMINIUM OPAL DIFFUSER	HAVIT LIGHTING HV9735-IP20-240-3K - 19.2w + HV9695-2515- BLK + POWER SUPPLY	A



# ELECTRICAL DESIGN GROUP

ELECTRICAL BUILDING SERVICES CONSULTANTS

P.O. Box 15, SHERWOOD Q. 4075

Phone: (07) 3278 4375 Fax: (07) 3716 0222

Web Site: [www.edg.net.au](http://www.edg.net.au) Email: [brisbane@edg.net.au](mailto:brisbane@edg.net.au)


C3520a - BURGER URGE - WILSONTON

C3520a-0002(A).xls

## ELECTRICAL EQUIPMENT SCHEDULE

REVISION A - 27 JUNE 2025

THE EQUIPMENT SUPPLIER CONTACT DETAILS MAY BE AVAILABLE ON THE EDG WEBSITE VIA THE FOLLOWING LINK <a href="http://www.edg.net.au/links.html">www.edg.net.au/links.html</a>					
TYPE	LAMPS	DESCRIPTION	COLOUR / ACCESSORY	CATALOGUE No	REV
L7	20W/M RGB LED	FEATURE RGB LED C/W REMOTE SET AND FORGET RGB CONTROLLER TO ALLOW THE COLOUR TO BE SELECTED ON SITE. REMOTE TE DIMMABLE DRIVER. LOCATE THE CONTROLLER AND DRIVER IN A REMOTE CONCEALED ACCESSIBLE POSITION NOTED ON THE AS CONSTRUCTED DOCUMENTS. MOUNT THE LED IN A RECESSED SCREW FIXED ALUMINIUM EXTRUSION C/W CONTINUOUS OPAL DIFFUSER AS PER THE ARCHITECTURAL JOINERY DETAIL. REFER TO THE ELEVATION FOR THE EXTENT OF THE L7 STRIP. ENSURE ALL CABLING IS CONCEALED.	BLACK ALUMINIUM OPAL DIFFUSER	HAVIT LIGHTING HV9761-IP20-840- RBCW - 20w IP20 24v DC COB RBCW LED Strip + HV9695-2515- BLK + POWER SUPPLY	A
LIGHTING CONTROL SWITCH PANEL (SP1)		MULTI GANG SWITCH PANEL CONFIGURED AS PER THE LIGHTING CONTROL SCHEMATIC. WALL MOUNTED AT 1000mm AFFL UNLESS NOTED OTHERWISE.	WHITE	CLIPSAL C2000 SERIES	A
CL1	TRAILING EDGE DIMMABLE 240 VOLT 2700K LED 700 LUMENS +/- 10% 15,000 HOUR LIFE	DECORATIVE SURFACE MOUNT 150 DIA SPHERE	BLACK BASE FROSTED SHADE	FAT SHACK VINTAGE BUNKER GLOBE LIGHT SKU C034-BLK- KIT	A
PL1	TRAILING EDGE DIMMABLE 240 VOLT 2700K LED 1500 LUMENS +/- 10% 15,000 HOUR LIFE	565DIA X 335 HIGH CHAIN SUSPENDED CLEAR POLYCARBONATE SHADE	CLEAR SHADE BLACK CHAIN AND CABLE	FAT SHACK VINTAGE SKU P425-PLN	A
PL2	TRAILING EDGE DIMMABLE 240 VOLT 2700K FILAMENT LED 700 LUMENS +/- 10% 15,000 HOUR LIFE	DECORATIVE PENDANT ALLOW TO ASSEMBLE AND INSTALL CONFIRM THE SUSPENSION HEIGHT ONSITE WITH THE ARCHITECT	BLACK	FAT SHACK VINTAGE DISH PENDANT LIGHT	A
FL1	4W ST58 CLEAR 2200K	24 VOLT FESTOON LIGHT C/W 500 SPACED LAMPS AND A TE DIMMABLE POWER SUPPLY LOCATED IN A REMOTE CONCEALED ACCESSIBLE POSITION NOTED ON THE AS CONSTRUCTED DOCUMENTS	BLACK CABLE AND FIXINGS	FESTOON HOUSE SKU: SV-FST-BLK- 30/60-FWW-KIT-Y	A
FL2	1W G45 FROSTED 2700K	24 VOLT FESTOON LIGHT C/W 500 SPACED LAMPS AND A TE DIMMABLE POWER SUPPLY LOCATED IN A REMOTE CONCEALED ACCESSIBLE POSITION NOTED ON THE AS CONSTRUCTED DOCUMENTS	BLACK CABLE AND FIXINGS	FESTOON HOUSE SKU: SV-FST-BLK- 30/60-FWW-KIT-Y + TE DIMMABLE POWER SUPPLY	A
E1	LED	EMERGENCY LIGHT: RECESSED NON-MAINTAINED EMERGENCY LIGHT. AS2293 CLASSIFICATION C0-D40 - C90-D40.	WHITE	CLEVERTRONICS LLIFE	A
E2	LED	EMERGENCY LIGHT: RECESSED NON-MAINTAINED EMERGENCY LIGHT. AS2293 CLASSIFICATION C0-D40 - C90-D40.	BLACK	CLEVERTRONICS LLIFE BLK	A



# ELECTRICAL DESIGN GROUP

ELECTRICAL BUILDING SERVICES CONSULTANTS

P.O. Box 15, SHERWOOD Q. 4075

Phone: (07) 3278 4375 Fax: (07) 3716 0222

Web Site: [www.edg.net.au](http://www.edg.net.au) Email: [brisbane@edg.net.au](mailto:brisbane@edg.net.au)


C3520a - BURGER URGE - WILSONTON

C3520a-0002(A).xls

## ELECTRICAL EQUIPMENT SCHEDULE

REVISION A - 27 JUNE 2025

THE EQUIPMENT SUPPLIER CONTACT DETAILS MAY BE AVAILABLE ON THE EDG WEBSITE VIA THE FOLLOWING LINK <a href="http://www.edg.net.au/links.html">www.edg.net.au/links.html</a>					
TYPE	LAMPS	DESCRIPTION	COLOUR / ACCESSORY	CATALOGUE No	REV
EX	LED	EXIT LIGHT: MAINTAINED 24M VIEWING DISTANCE EXIT LIGHT C/W DIFFUSERS & DIRECTIONAL ARROWS AS SHOWN. CEILING SURFACE MOUNT OR WALL MOUNT BETWEEN 2100mm & 2700mm AFFL IF THERE IS NO VERTICAL SURFACE TO MOUNT THE FITTING ON WITHIN THIS RANGE CONFIRM THE MOUNTING HEIGHT WITH THE ENGINEER. AS2293 CLASSIFICATION C0-D1.25- C90-D2	WHITE UNLESS NOTED AS BK THEN BLACK BODY	CLEVERTRONICS LUBPRO-SM	A
OUTDOOR DINING HEATER (HTR)		4500W CEILING MOUNTED HEATER C/W CONTROL DIMMER MOUNTED ADJACENT SP1.	WHITE	BROMIC 4500W SMART HEAT + 1CH 6KW DIMMER	A
PASS THROUGH HEAT LAMP (HTL)		CONNECT THE PASS THROUGH HEAT LAMP PROVIDED AS PART OF THE KITCHEN FABRICATION. CONTROL THE SUPPLY T THE PASS THROUGH HEAT LAMP VIA A LOCAL MANUAL SWITCH			A
ONE-WAY SWITCH		ONE-WAY SWITCH C/W CIRCUIT IDENTIFICATION ON THE FACEPLATE BEHIND THE SURROUND MOUNTED AT 1000mm AFFL UNLESS NOTED OTHERWISE.	WHITE	CLIPSAL C2000 SERIES 30USM	A
LIGHTING CONTROL SWITCH PANEL (SPx)		MULTIGANG SWITCH PANEL AS PER THE LIGHTING CONTROL SCHEMATIC / ELEVATION MOUNTED AT 1000mm AFFL UNLESS NOTED OTHERWISE.	WHITE	CLIPSAL C2000 SERIES 30USM	A
PROXIMITY DETECTOR SWITCH (PD)		ADJUSTABLE FLUSH RECESSED 360 DEGREE PIR PRESENCE DETECTOR TO OPERATE THE ASSOCIATED LIGHTS FOR A PRE-SET AMOUNT OF TIME. ADJUST THE TIME AND SENSITIVITY ON SITE AS DIRECTED BY THE ENGINEER. SUBMIT DETAILS OF THE MOVEMENT DETECTOR SWITCH FOR APPROVAL PRIOR TO ORDERING	WHITE	CLIPSAL	A
TRAILING EDGE POT DIMMER (TE)		MANUAL 400W PHASE CUT DALI LIGHT SWITCH / POT DIMMER MOUNTED AS PER THE LIGHTING CONTROL SCHEMATIC AND ELEVATION.	WHITE	CLIPSAL C2000 SERIES	A
SIGN CONNECTION		COORDINATE THE LOCATION AND CONNECTION WITH THE SIGN CONTRACTOR ENSURING THE GPO / ISOLATORS ARE PROVIDED WITH APPROPRIATE WEATHER PROTECTION AND ARE CONCEALED FROM VIEW.			A
SPECIAL POWER OUTLET		SPECIAL PURPOSE POWER OUTLET RATING AND CONFIGURATION AS NOTED MOUNT AT 300 AFFL UNLESS NOTED OTHER WISE			A
SINGLE POWER OUTLET		SINGLE POWER OUTLET C/W CIRCUIT IDENTIFICATION ON THE FACEPLATE BEHIND THE SURROUND MOUNT ABOVE BENCH U.N.O.	WHITE	CLIPSAL C2000 SERIES	A
DOUBLE POWER OUTLET		DOUBLE POWER OUTLET C/W CIRCUIT IDENTIFICATION ON THE FACEPLATE BEHIND THE SURROUND MOUNT ABOVE BENCH U.N.O	WHITE	CLIPSAL C2000 SERIES	A
IP56 OUTLETS		PROVIDE OUTLETS ANNOTATED AS IP56 AS CLIPSAL I56 SERIES GREY OUTLETS C/W INTEGRAL SWITCH			A



# ELECTRICAL DESIGN GROUP

ELECTRICAL BUILDING SERVICES CONSULTANTS

P.O. Box 15, SHERWOOD Q. 4075

Phone: (07) 3278 4375 Fax: (07) 3716 0222

Web Site: [www.edg.net.au](http://www.edg.net.au) Email: [brisbane@edg.net.au](mailto:brisbane@edg.net.au)


C3520a - BURGER URGE - WILSONTON

C3520a-0002(A).xls

## ELECTRICAL EQUIPMENT SCHEDULE

REVISION A - 27 JUNE 2025

THE EQUIPMENT SUPPLIER CONTACT DETAILS MAY BE AVAILABLE ON THE EDG WEBSITE VIA THE FOLLOWING LINK <a href="http://www.edg.net.au/links.html">www.edg.net.au/links.html</a>					
TYPE	LAMPS	DESCRIPTION	COLOUR / ACCESSORY	CATALOGUE No	REV
REFRIGERATION ISOLATION PANELS		PROVIDE PLYWOOD MOUNTING PANELS WITHIN THE CEILING SPACE ABOVE THE COOL ROOM / FREEZER ACCESS PANELS C/W ISOLATION SWITCHES AND LIGHTING AS PER THE REFRIGERATION ISOLATOR PANEL DETAILS. CIRCUIT EACH ISOLATOR AS INDICATED. CONNECTION OF THE ISOLATOR TO THE REFRIGERATION EQUIPMENT WILL BE BY THE REFRIGERATION SUB CONTRACTOR			A
CH x1		CONTROL CHANNEL WITH A NUMERICAL REFERENCE. REFER TO THE POWER AND LIGHTING CONTROL SCHEMATIC			A
DB-x - Py		CIRCUIT DESIGNATION DENOTES DB AND CIRCUIT. ALL CIRCUITS ARE TO BE RUN IN 2.5mmSQR Cu STRANDED TPS AND PROTECTED BY A 20 AMP MINIATURE CIRCUIT BREAKER UNLESS NOTED OTHERWISE.			A
DOUBLE POWER OUTLET (USB)		DOUBLE POWER OUTLET C/W USB CHARGER AND CIRCUIT IDENTIFICATION ON THE FACEPLATE BEHIND THE SURROUND MOUNT ABOVE BENCH RATING 10A U.N.O. SUBMIT DETAILS OF THE OUTLET FOR APPROVAL.	WHITE	CLIPSAL 2000 SERIES + 30USBAM MECH	A
WEATHERPROOF GPO (WP)		IP54 WEATHERPROOF SINGLE / DOUBLE GPO AS NOTED ON DRAWING C/W COVER FLAP OVER SOCKET. MOUNT AT MINIMUM 1100mm AFFL U.N.O. RATING 10A U.N.O.	-	CLIPSAL WSCF227F	A
SINGLE-PHASE ISOLATOR		SINGLE-PHASE WEATHERPROOF ISOLATOR. MOUNT AT 1350mm AFFL U.N.O. RATING 20A U.N.O. CONNECT TO EQUIPMENT VIA FLEXIBLE CONDUIT.	-	CLIPSAL WHT20	A
THREE-PHASE ISOLATOR		THREE-PHASE WEATHERPROOF ISOLATOR. MOUNT AT 1350mm AFFL U.N.O. RATING 20A U.N.O. CONNECT TO EQUIPMENT VIA FLEXIBLE CONDUIT. "RSD" DENOTES ROLLER SHUTTER DOOR SUPPLY - COORDINATE LOCATION ONSITE WITH MOTOR.	-	CLIPSAL WHT35	A
COMMUNICATIONS RACK CR-A		PROVIDE CR-A AS A 24 RU 800 DEEP HINGED WALL MOUNTED RACK WITH FRONT AND REAR VERTICAL 19INCH MOUNTING RAILS. MOUNT THE RAT AT HIGH LEVEL. PROVIDE THE ARCH WITH A 19 INCH MOUNTED 10 PORT POWER RAIL CONNECTED TO THE RACK GPO. ENSURE THE RACK GPO IS COVERED WITHIN THE RACK WHEN THE RACK IS CLOSED. PROVIDE THE RACK WITH LOCKABLE VENTILATED SIDES AND DOOR AS WELL AS TWO TOP LID MOUNTED TEMPERATURE CONTROLLED VENTILATION FANS. PROVIDE THE RACK WITH A FOBOT, CAT 6 CCTV PATCH PANEL, COMMUNICATIONS CAT 6 PATCH PANEL. 19 INCH MOUNT THE AV AMPLIFIER AND CCTV NVR WITHIN THE RACK. PROVIDED DETAILS OF THE RACK FOR APPROVAL PRIOR TO ORDERING.			A
COMMUNICATIONS OUTLET		RJ45 CAT-6 COMMUNICATIONS OUTLET, CABLED BACK TO A PATCH PANEL IN CR-A VIA 4-PAIR CAT-6 UTP CABLE. MOUNT UP TO 3 RJ45 OUTLETS PER MULTI-GANG FACEPLATE WITH SEPARATE PERMANENT LABELLING FOR EACH OUTLET. MOUNT ABOVE BENCH UNLESS NOTED OTHERWISE	WHITE	CLIPSAL C2000 SERIES	A
NTD		REPLACE THE EXISTING NBN COMPLIANT NETWORK TERMINATION DEVICE WITH A RACK MOUNTED NBN NETWORK TERMINATION DEVICE MOUNTED WITHIN CR-A. ALLOW FOR THE DROP CABLE TO BE REDIRECTED / EXTENDED / REPLACED TO THE NEW NTD.			A



# ELECTRICAL DESIGN GROUP

ELECTRICAL BUILDING SERVICES CONSULTANTS

P.O. Box 15, SHERWOOD Q. 4075

Phone: (07) 3278 4375 Fax: (07) 3716 0222

Web Site: [www.edg.net.au](http://www.edg.net.au) Email: [brisbane@edg.net.au](mailto:brisbane@edg.net.au)

C3520a - BURGER URGE - WILSONTON

C3520a-0002(A).xls

## ELECTRICAL EQUIPMENT SCHEDULE

REVISION A - 27 JUNE 2025

THE EQUIPMENT SUPPLIER CONTACT DETAILS MAY BE AVAILABLE ON THE EDG WEBSITE VIA THE FOLLOWING LINK <a href="http://www.edg.net.au/links.html">www.edg.net.au/links.html</a>					
TYPE	LAMPS	DESCRIPTION	COLOUR / ACCESSORY	CATALOGUE No	REV
HDMI LINK CABLE		PROVIDE EACH HDMI LINK AS A FACTORY TERMINATED HDMI 2.0 CABLE RUNNING BETWEEN THE POINTS INDICATED . PROVIDE 1M SLACK IN THE CABLE AT EACH END TO ALLOW CONNECTION TO THE ACTIVE EQUIPMENT. PROVIDE A WHITE TRADER COBRUSH FACEPLATE AT EACH HDMI POINT AND AT THE RACK AS REQUIRED TO FACILITATE THE HDMI CABLES ENTERING THE WALL CAVITY.			A
DB-A		UPGRADE THE EXISTING DISTRIBUTION BOARD DB-A AS NECESSARY TO ACCOMMODATE THE CIRCUITS AS DETAILED ON THE DISTRIBUTION BOARD SCHEDULE.			A
CONTACTOR		PROVIDE ALL CONTACTORS AS HEAVY DUTY MOTOR START TYPE.			A
RELAY		CONTROL RELAY.			A
SECURITY EQUIPMENT		SECURITY SYSTEM PANELS			A
SECURITY INTRUDER DETECTOR		DUAL-TECHNOLOGY MOVEMENT DETECTORS WALL MOUNTED AS PER THE MANUFACTURER'S SPECIFICATION. CONNECT TO THE LOCAL SECURITY EQUIPMENT WITH ONE DETECTOR PER ZONE. PROGRAM THE SECURITY SYSTEM AS REQUIRED TO ACCOMMODATE THE NEW DETECTORS AND CHANGES TO THE SATISFACTION OF THE OPERATOR. SUBMIT DETAILS OF THE DETECTORS INCLUDING THE MOUNTING ARRANGEMENTS FOR APPROVAL PRIOR TO ORDERING.			A
SECURITY PIZZO		CEILING FLUSH RECESSED WHITE SECURITY PIZZO SIREN.			A
SECURITY REED SWITCH		SECURITY FLUSH DOOR / GATE REED SWITCH ALL CABLING AND ASSOCIATED CONDUIT TO BE CONCEALED. CONNECT TO THE LOCAL SECURITY EQUIPMENT WITH EACH DOOR / SET OF DOORS CONFIGURED AS A SINGLE ZONE. PROGRAM THE SECURITY SYSTEM AS REQUIRED TO ACCOMMODATE THE NEW REED SWITCHES AND CHANGES TO THE SATISFACTION OF THE OPERATOR.			A
SECURITY KEY PAD (KP)		SECURITY ARMING / DISARMING LCD DISPLAY KEY PAD MOUNTED AT 1000AFFL			A
CCTV CAMERA INTERNAL POSITIONS		SURFACE MOUNTED COLOUR FIXED TURRET CAMERA CABLED TO A CAT 6 CAMERA PATCH PANEL IN CR-A VIA 4-PAIR CAT-6 UTP CABLE.	WHITE	EQUAL TO HIKVISION DS-2CD2347G2-L	A
CCTV CAMERA EXTERNAL POSITIONS		SURFACE MOUNTED IR FIXED TURRET CAMERA CABLED TO A CAT 6 CAMERA PATCH PANEL WITHIN CR-A VIA 4-PAIR CAT-6 UTP CABLE.	WHITE	EQUAL TO HIKVISION DS-2CD2345G0P-I	A