



ELECTRICAL DESIGN GROUP

ELECTRICAL BUILDING SERVICES CONSULTANTS

P.O. Box 15, SHERWOOD Q. 4075

Phone: (07) 3278 4375

Website: www.edg.net.au Email: brisbane@edg.net.au

C3546a - BLUE FIN FISHING CLUB, INALA - STAGE 2

C3546a-0001(C).xls

ELECTRICAL SERVICES CONTRACT DOCUMENT SCHEDULE

REVISION C - 16 MAY 2025

ISSUING INFORMATION				DATE OF ISSUE							
				DAY	13	16	16				
				MONTH	05	05	05				
				YEAR	25	25	25				
REASON FOR ISSUE					T	T	T				
A = APPROVAL C = CONSTRUCTION N = COORDINATION P = PRELIMINARY T = TENDER											

DISTRIBUTION				NUMBER OF COPIES							
WWW.EDG.NET.AU				1E	1E	1E					
INASPACE ARCHITECTS				1E	1E	1E					
PAYNTERS				1E	1E	1E					
BLUE FIN FISHING CLUB				1E	1E	1E					
P = PRINT T = TRACING D = DISC E = EMAIL F = FAX											

DOCUMENTS			REVISION								
C3546a-E01.dwg	LEGEND & DETAILS		A								
C3546a-E02.dwg	NOTES		A								
C3546a-E03.dwg	SITE PLAN		A								
C3546a-E04.dwg	FLOOR PLAN		A	B	C						
C3546a-E05.dwg	REFLECTED CEILING PLAN		A								
C3546a-0001.xls	CONTRACT DOCUMENT SCHEDULE		A	B	C						
C3546a-0002.xls	EQUIPMENT SCHEDULE		A								



ELECTRICAL DESIGN GROUP

ELECTRICAL BUILDING SERVICES CONSULTANTS

P.O. Box 15, SHERWOOD Q. 4075

Phone: (07) 3278 4375 Fax: (07) 3716 0222

Web Site: www.edg.net.au Email: brisbane@edg.net.au

C3546a - BLUE FIN FISHING CLUB, INALA - STAGE 2

C3546a-0002(A).xls

ELECTRICAL EQUIPMENT SCHEDULE

REVISION A - 13 MAY 2025

THE LIGHT FITTING SUPPLIER CONTACT DETAILS MAY BE AVAILABLE ON THE EDG WEBSITE VIA THE FOLLOWING LINK
www.edg.net.au/Links/Lighting.htm

TYPE	LAMPS	DESCRIPTION	COLOUR / ACCESSORY	CATALOGUE No	REV
L1	3000K LED	LED STRIP LIGHT MOUNTED IN THE PLANTER BASE AS PER THE ARCHITECTURAL DETAIL PROVIDE THE L1 STRIP WITH A COMMON REMOTE 240-24V POWER SUPPLY AND A DALI DIMMABLE INTERFACE UNIT PER GROUP NOT EXCEEDING 10M OF STRIP LOCATE THE POWER SUPPLY / DALI INTERFACE IN A CONCEALED ACCESSIBLE POSITION NOTED ON THE AS CONSTRUCTED DOCUMENTS.	NA	NPA L-NF-GLOW-WW + POWER SUPPLY & DALI CONTROLLER	A
L2	3000K LED	LED STRIP LIGHT MOUNTED IN THE PLANTER BASE AS PER THE ARCHITECTURAL DETAIL PROVIDE THE L2 STRIP WITH A COMMON REMOTE 240-24V POWER SUPPLY AND A DALI DIMMABLE INTERFACE UNIT PER GROUP NOT EXCEEDING 10M OF STRIP LOCATE THE POWER SUPPLY / DALI INTERFACE IN A CONCEALED ACCESSIBLE POSITION NOTED ON THE AS CONSTRUCTED DOCUMENTS.	NA	NPA L-NF-GLOW-WW + POWER SUPPLY & DALI CONTROLLER	A
L3	8W 3000K LED	RECESSED ADJUSTABLE DOWNLIGHT C/W REMOTE DRIVER	WHITE	GAMMA ILLUMINATION MYLO 1004-VWFL-3K-8W	A
L4	13W 3000K LED	RECESSED ADJUSTABLE DOWNLIGHT C/W REMOTE DRIVER	WHITE	GAMMA ILLUMINATION MYLO 1004-VWFL-3K-13W	A
L5	13W 3000K LED	RECESSED ADJUSTABLE DOWNLIGHT C/W REMOTE DALI DIMMABLE DRIVER	WHITE	GAMMA ILLUMINATION MYLO 1004-VWFL-3K-13W DALI	A
L6	3000K LED	LED STRIP LIGHT MOUNTED IN THE JOINERY SKIRTING AS PER THE ARCHITECTURAL DETAIL PROVIDE THE L6 STRIP WITH A COMMON REMOTE 240-24V POWER SUPPLY AND A DALI DIMMABLE INTERFACE UNIT PER GROUP NOT EXCEEDING 10M OF STRIP LOCATE THE POWER SUPPLY / DALI INTERFACE IN A CONCEALED ACCESSIBLE POSITION NOTED ON THE AS CONSTRUCTED DOCUMENTS.	NA	NPA L-NF-GLOW-WW + POWER SUPPLY & DALI CONTROLLER	A
L7	3000K LED	LED STRIP LIGHT MOUNTED IN BEHIND THE MIRROR AS PER THE ARCHITECTURAL DETAIL PROVIDE THE L7 STRIP WITH A COMMON REMOTE 240-24V POWER SUPPLY AND A DALI DIMMABLE INTERFACE UNIT PER GROUP NOT EXCEEDING 10M OF STRIP LOCATE THE POWER SUPPLY / DALI INTERFACE IN A CONCEALED ACCESSIBLE POSITION NOTED ON THE AS CONSTRUCTED DOCUMENTS.	NA	NPA L-NF-GLOW-WW + POWER SUPPLY & DALI CONTROLLER	A



ELECTRICAL DESIGN GROUP

ELECTRICAL BUILDING SERVICES CONSULTANTS

P.O. Box 15, SHERWOOD Q. 4075

Phone: (07) 3278 4375 Fax: (07) 3716 0222

Web Site: www.edg.net.au Email: brisbane@edg.net.au

C3546a - BLUE FIN FISHING CLUB, INALA - STAGE 2

C3546a-0002(A).xls

ELECTRICAL EQUIPMENT SCHEDULE

REVISION A - 13 MAY 2025

THE LIGHT FITTING SUPPLIER CONTACT DETAILS MAY BE AVAILABLE ON THE EDG WEBSITE VIA THE FOLLOWING LINK
www.edg.net.au/Links/Lighting.htm

TYPE	LAMPS	DESCRIPTION	COLOUR / ACCESSORY	CATALOGUE No	REV
L8	3000K LED	LED STRIP LIGHT MOUNTED IN BEHIND THE MIRROR AS PER THE ARCHITECTURAL DETAIL PROVIDE THE L8 STRIP WITH A COMMON REMOTE 240-24V POWER SUPPLY AND A DALI DIMMABLE INTERFACE UNIT PER GROUP NOT EXCEEDING 10M OF STRIP LOCATE THE POWER SUPPLY / DALI INTERFACE IN A CONCEALED ACCESSIBLE POSITION NOTED ON THE AS CONSTRUCTED DOCUMENTS.	NA	NPA L-NF-GLOW-WW + POWER SUPPLY & DALI CONTROLLER	A
L9	3000K LED	LED STRIP LIGHT MOUNTED IN THE SUSPENDED BULKHEAD AS PER THE ARCHITECTURAL DETAIL PROVIDE THE L10 STRIP WITH A COMMON REMOTE 240-24V POWER SUPPLY AND A DALI DIMMABLE INTERFACE UNIT PER GROUP NOT EXCEEDING 10M OF STRIP LOCATE THE POWER SUPPLY / DALI INTERFACE IN A CONCEALED ACCESSIBLE POSITION NOTED ON THE AS CONSTRUCTED DOCUMENTS.	NA	NPA L-NF-GLOW-WW + POWER SUPPLY & DALI CONTROLLER	A
PL1	3000K LED	1200 DIA CEILING MOUNTED FITTING C/W FIVE DROPPERS AND A REMOTE DALI DIMMABLE DRIVER ALLOW TO ASSEMBLE AND INSTALL	NA	ALLOW A PC SUM OF \$6,600.00 PLUS GST FOR THE SUPPLY OF EACH PL1 FITTING	A
E1	LED	EMERGENCY LIGHT: RECESSED NON-MAINTAINED EMERGENCY LIGHT. AS2293 CLASSIFICATION C0-D63 - C90-D63.	WHITE UNLESS NOTED AS BLACK (BK)	CLEVERTRONICS LLIFE	A
PROXIMITY DETECTOR SWITCH (PD)		ADJUSTABLE FLUSH RECESSED 360 DEGREE PIR PRESENCE DETECTOR TO OPERATE THE ASSOCIATED LIGHTS FOR A PRE-SET AMOUNT OF TIME. ADJUST THE TIME AND SENSITIVITY ON SITE AS DIRECTED BY THE ENGINEER. SUBMIT DETAILS OF THE MOVEMENT DETECTOR SWITCH FOR APPROVAL PRIOR TO ORDERING	WHITE	CLIPSAL	A
DOUBLE POWER OUTLET		DOUBLE POWER OUTLET C/W CIRCUIT IDENTIFICATION ON THE FACEPLATE BEHIND THE SURROUND MOUNT AT 300mm AFFL U.N.O. RATING 10A U.N.O.	WHITE UNLESS NOTED AS BLACK (BK)	CLIPSAL C2000 SERIES	A
DOUBLE POWER OUTLET (M)		DOUBLE POWER OUTLET C/W CIRCUIT IDENTIFICATION ON THE FACEPLATE BEHIND THE SURROUND MOUNT IN THE VOID BEHIND THE MIRROR. COORDINATE THE POSITION WITH EH HAND DRYER AND SOAP DISPENSER RATING 10A U.N.O.	WHITE UNLESS NOTED AS BLACK (BK)	CLIPSAL C2000 SERIES	A
DOUBLE POWER OUTLET (USB)		DOUBLE POWER OUTLET C/W USB A AND USB C CHARGER, CIRCUIT IDENTIFICATION ON THE FACEPLATE BEHIND THE SURROUND MOUNT ON THE JOINERY AS PER THE ARCHITECTURAL DETAIL.	WHITE	CLIPSAL C2000 SERIES FACEPLATE	A



ELECTRICAL DESIGN GROUP

ELECTRICAL BUILDING SERVICES CONSULTANTS

P.O. Box 15, SHERWOOD Q. 4075

Phone: (07) 3278 4375 Fax: (07) 3716 0222

Web Site: www.edg.net.au Email: brisbane@edg.net.au

C3546a - BLUE FIN FISHING CLUB, INALA - STAGE 2

C3546a-0002(A).xls











ELECTRICAL EQUIPMENT SCHEDULE

REVISION A - 13 MAY 2025

THE LIGHT FITTING SUPPLIER CONTACT DETAILS MAY BE AVAILABLE ON THE EDG WEBSITE VIA THE FOLLOWING LINK
www.edg.net.au/Links/Lighting.htm

TYPE	LAMPS	DESCRIPTION	COLOUR / ACCESSORY	CATALOGUE No	REV
HAND DRYER CONNECTION (HD)		SINGLE POWER OUTLET C/W CIRCUIT IDENTIFICATION ON THE FACEPLATE BEHIND THE SURROUND FOR THE HAND DRYER MOUNT THE GPO AS PER THE ARCHITECTURAL DETAIL	WHITE UNLESS NOTED AS BLACK (BK)	CLIPSAL C2000 SERIES	A
DB-T		DISTRIBUTION BOARD DB-T TO BE PROVIDED WITH THE ADDITIONAL SWITCHGEAR AND CRESTRON CONTROLS TO ACCOMMODATE THE CIRCUITS AND LIGHTING CONTROL AS PER THE NOTES. UPDATE THE SCHEDULE AT PRACTICAL COMPLETION.			A
MSB		MAIN SWITCHBOARD TO REMAIN AS IS			A
COMMUNICATIONS RACK (CR-A)		EXISTING COMMUNICATIONS RACK.. PROVIDE ADDITIONAL PATCH PANELS TO MATCH THE EXISTING AS NECESSARY TO ACCOMMODATE THE ADDITIONAL COMMUNICATIONS OUTLETS. UPDATE THE PATCH PANEL LABELLING PRIOR TO PRACTICAL COMPLETION.			A
COMMUNICATIONS OUTLET		RJ45 CAT-6 COMMUNICATIONS OUTLET, CABLED BACK TO CAT 6 PATCH PANELS IN RACK CR-A VIA 4-PAIR CAT-6 UTP CABLE. MOUNT UP TO 3 RJ45 OUTLETS PER MULTI-GANG FACEPLATE WITH SEPARATE PERMANENT LABELLING FOR EACH OUTLET. MOUNT AT 300 AFFL UNLESS NOTED OTHERWISE	WHITE UNLESS NOTED AS BLACK (BK)	CLIPSAL C2000 SERIES	A
FIRE INDICATOR PANEL (FIP)		EXISTING FIRE INDICATOR PANEL TO BE UPGRADED AS NECESSARY TO ACCOMMODATE THE WORKS.			A
FIRE EVACUATION SPEAKER		RECESSED 5W TWO-TONE 8-INCH CONE ALERT AND EVACUATION SPEAKER TO AS1670.1 C/W 100V MULTI-TAP TRANSFORMER AND FLUSH GRILLE PAINTED OUT TO MATCH THE CEILING. (SM) DENOTES TO BE SURFACE MOUNT. WHITE UNLESS NOTED AS BLACK.			A
SMOKE DETECTOR		SURFACE MOUNTED SMOKE DETECTOR TO AS1670. WHITE UNLESS NOTED AS BLACK.			A

LEGEND

-  ELECTRICAL SERVICES SWITCHBOARD.
-  SWITCHBOARD / CONTROL PANEL NOT PROVIDED AS PART OF THE ELECTRICAL SUBCONTRACT.
-  SINGLE POWER OUTLET.
-  DOUBLE POWER OUTLET.
-  DOUBLE POWER OUTLET C/W USB OUTLETS.
-  DOUBLE POWER OUTLET WITHIN MIRROR.
-  CONDUIT ROUTE.
-  HAND DRYER CONNECTION.
-  CIRCUIT LINE.
-  SWITCH LINE.
- DB-x - Py

POWER CIRCUIT DESIGNATION.
DENOTES DB AND CIRCUIT.
- xx

LIGHTING CONTROL CHANNEL REFERENCE.
- ⊠

ELECTRICAL EQUIPMENT AS NOTED.
- ▼

RJ45 COMMUNICATIONS OUTLET.
- 🔊

FIRE EVACUATION SPEAKER.
- FIP

FIRE INDICATOR PANEL.
- ☒

SMOKE DETECTOR.
- E1

E1: GENERAL LED EMERGENCY LIGHT.
- L1

L1: BOOTH SEATING LED STRIP LIGHT.
- L2

L2: GARDEN BED LED STRIP LIGHT.
- L3

L3: 8W RECESSED DOWNLIGHT.
- L4

L4: 13W RECESSED DOWNLIGHT.
- L5

L5: 13W RECESSED DOWNLIGHT, DALI DIMMABLE.
- L6

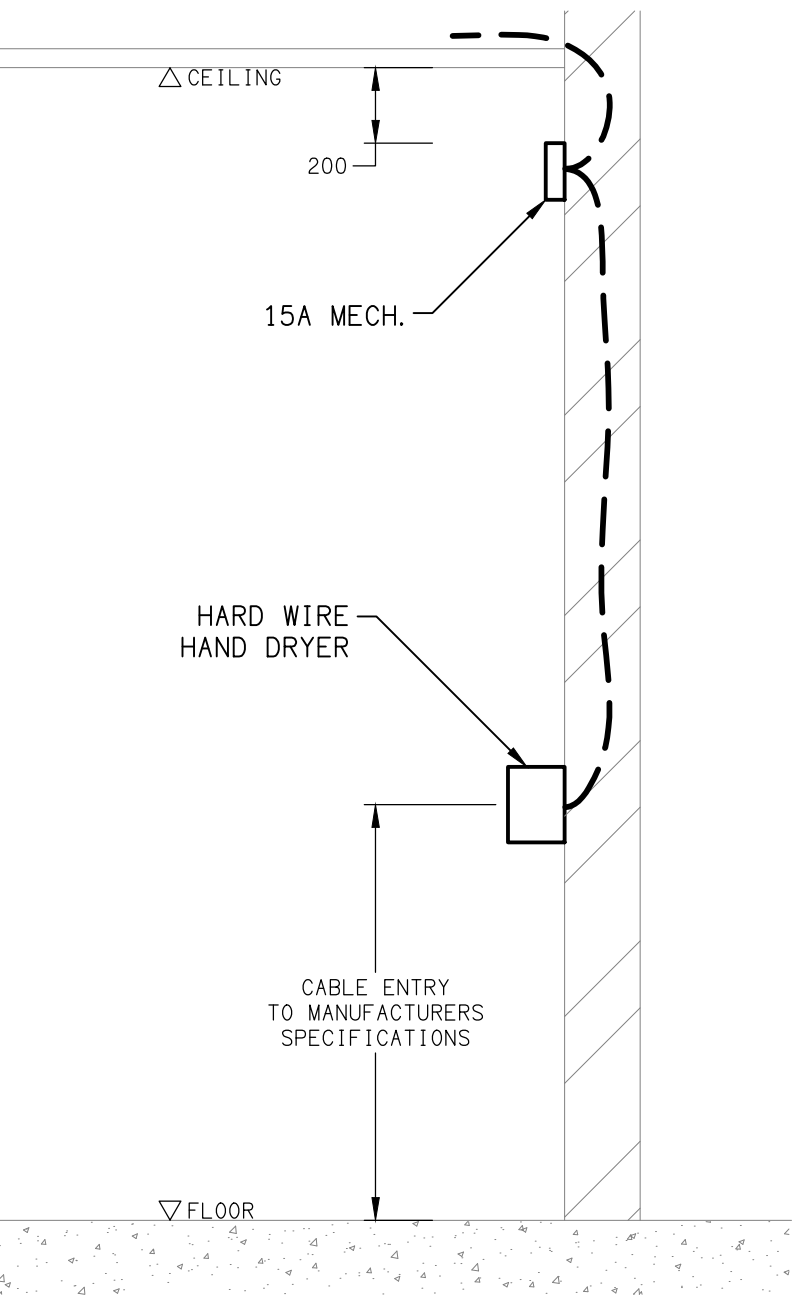
L6: SEAT SKIRTING LED STRIP LIGHT.
- L7

L7: FULL HEIGHT MIRROR LED STRIP LIGHT.
- L8

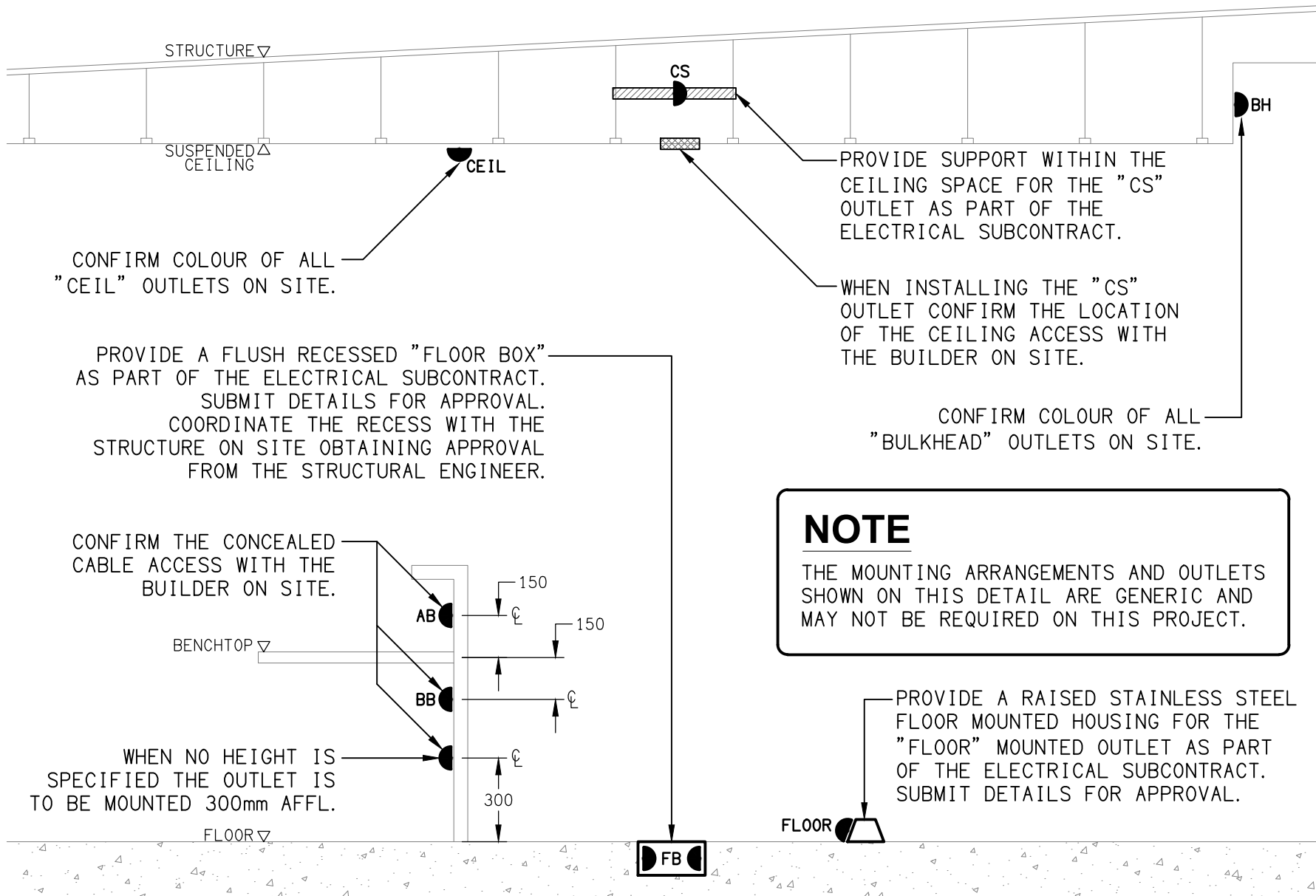
L8: VANITY MIRROR LED STRIP LIGHT.
- L9

L9: SUSPENDED PLANTER LED STRIP LIGHT.
- PL1

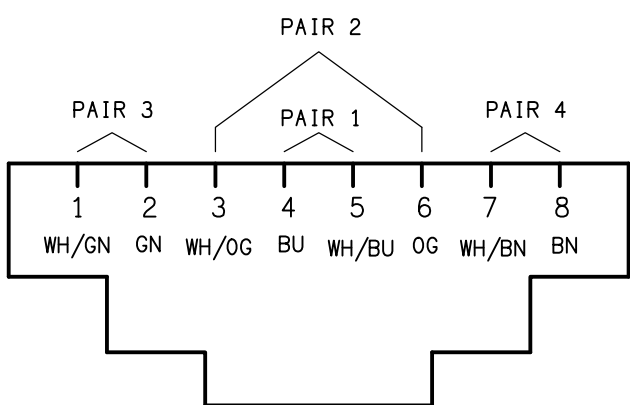
PL1: DECORATIVE PENDANT LIGHT.
- REFER TO DETAIL NOTED FOR THE AREA SHOWN HATCHED.
ADDITIONAL OUTLETS & FITTINGS MAY BE SHOWN ON DETAIL.



DETAIL
HAND DRYER CONNECTION
NOT TO SCALE



DETAIL
TYPICAL OUTLET MOUNTINGS
NOT TO SCALE



SCHEMATIC
RJ45 PINOUT CONFIGURATION
NOT TO SCALE

NOTE

ALL ELECTRICAL PENETRATIONS THROUGH THE ROOF SHEETING ARE TO BE IN LINE WITH THE STRUCTURAL OR MECHANICAL SERVICES PENETRATIONS TO AVOID DEDICATED FLASHINGS FOR THE ELECTRICAL SERVICES.

THE COPYRIGHT OF THIS DRAWING REMAINS THE PROPERTY OF THE ELECTRICAL DESIGN GROUP.

USE FIGURED DIMENSIONS IN PREFERENCE TO SCALE.

ALL DIMENSIONS TO BE VERIFIED ONSITE.

A	TENDER	13/05/2025
REV:	DESCRIPTION:	DATE:

 **ELECTRICAL DESIGN GROUP**
ELECTRICAL BUILDING SERVICES CONSULTANTS

BRISBANE: P.O. Box 15 Sherwood Qld 4075
Phone: (07) 3278 4375
Email: brisbane@edg.net.au
Web: www.edg.net.au

ELECTRICAL DESIGN GROUP BRISBANE PTY LTD
ACN 092 710 793

TRADING AS:
ELECTRICAL DESIGN
GROUP

PROJECT:

**BLUE FIN FISHING CLUB
INALA - STAGE 2**

SITE ADDRESS:

**24 LILAC STREET, INALA
QUEENSLAND**

SCALE: SHEET SIZE:

NOT TO SCALE AT **A1**

DRAWING TITLE:

**ELECTRICAL SERVICES
LEGEND & DETAILS**

PROJECT NO: DRAWING NO: REVISION:

C3546a E01 A

NOTES

1. EXTENT OF WORKS

THE ELECTRICAL SERVICES SUB-CONTRACT INCLUDES BUT IS NOT LIMITED TO THE FOLLOWING:

- SUPPLY AND INSTALLATION OF ALL COMPONENTS FORMING PART OF THE ELECTRICAL SERVICES.
- INSPECTIONS.
- TESTING AND COMMISSIONING.
- MAINTENANCE.
- CABLING, CABLE SUPPORT SYSTEMS AND ACCESS.
- POWER DISTRIBUTION.
- LIGHTING.
- COMMUNICATIONS CABLING.
- FIRE ALARM SYSTEM.
- AS CONSTRUCTED DOCUMENTS.
- ALL MINOR COMPONENTS AND INCIDENTAL WORKS NOT SPECIFICALLY REFERRED TO, HOWEVER NECESSARY TO COMPLETE THE ELECTRICAL SERVICES INSTALLATION SUCH THAT IT IS HANDED OVER COMPLETE, OPERATIONAL AND FIT FOR THE INTENDED USE.

PRIOR TO COMMENCING WORK CONSULT SITE MANAGEMENT FOR ANY HAZARDOUS MATERIAL AND OR ASBESTOS REGISTERS AS WELL AS UNDERTAKE A THOROUGH INSPECTION OF THE SITE TO IDENTIFY ANY POTENTIAL HAZARDOUS MATERIALS, ASBESTOS AND HEALTH OR SAFETY RISKS. ADVISE THE CONTRACTOR OF ANY POTENTIAL HAZARDOUS MATERIALS, ASBESTOS AND HEALTH OR SAFETY RISKS IF IDENTIFIED AND DO NOT COMMENCE WORK UNTIL AN APPROPRIATE MANAGEMENT PLAN HAS BEEN DEVELOPED AND AGREED TO BY ALL PARTIES.

SUPPLY ALL LABOUR, MATERIALS, EQUIPMENT, AND ALL OTHER ITEMS, WHETHER MENTIONED IN DETAIL OR NOT, REQUIRED FOR THE SATISFACTORY COMPLETION OF THE ELECTRICAL SERVICES INSTALLATION, LEAVING IN FULL WORKING ORDER TO THE SATISFACTION OF THE PROJECT MANAGER.

ACCEPT FULL RESPONSIBILITY FOR LIASING, ARRANGING AND CO-ORDINATION OF ALL WORKS THAT HAVE AN EFFECT ON OR WILL BE AFFECTED BY THE ELECTRICAL SERVICES.

REFER TO THE EQUIPMENT SCHEDULE FOR ADDITIONAL REQUIREMENTS.

2. WORKMANSHIP

ENSURE THAT THE ELECTRICAL WORK IS PERFORMED BY THE HOLDER OF A CURRENT ELECTRICAL SUB CONTRACTOR LICENSE AND THE SERVICES COVERED BY THE ACMA IS PERFORMED BY THE HOLDER OF THE APPROPRIATE CURRENT ACMA LICENSE. ENSURE THE INSTALLATION AND ALL COMPONENTS, FIXTURES, FITTINGS, OUTLETS AND CABLES ARE SUPPLIED AND INSTALLED TO A HIGH STANDARD THROUGHOUT, AND INSTALLED IN A NEAT AND TRADESMAN LIKE MANNER, TO THE CURRENT INDUSTRY STANDARDS. ENSURE ALL MATERIALS AND COMPONENTS OF A SIMILAR TYPE ARE OF THE SAME MANUFACTURER AND INSTALLED IN A UNIFORM MANNER.

IT IS THE ELECTRICAL SUB CONTRACTOR’S RESPONSIBILITY TO ENSURE THAT THE INSTALLATION IS FIT FOR PURPOSE AND IS PROVIDED AS A COMPLETE WORKING INSTALLATION. IT IS THE ELECTRICAL SUB CONTRACTOR’S RESPONSIBILITY TO PROVIDE ALL COMPONENTS, FITTINGS, FIXTURES, SYSTEMS, PROGRAMMING ETC IRRESPECTIVE OF THE LEVEL DETAILED IN THE DOCUMENTS SUCH THAT THE INSTALLATION IS PROVIDED AS A COMPLETE WORKING INSTALLATION.

CONCEAL ALL WIRING AND CONDUITS. EXPOSED CABLING OR CONDUITS ARE GENERALLY NOT ACCEPTABLE. IT IS NOTED THAT CHASING AND REINSTATEMENT WILL BE REQUIRED. ENSURE ALL COMPONENTS, EQUIPMENT AND MATERIALS SUPPLIED ARE NEW, UNUSED, DESIGNED AND SELECTED TO ENSURE SATISFACTORY OPERATION UNDER VARYING ATMOSPHERIC, CLIMATIC, HUMID TROPICAL CONDITIONS WITHOUT DISTORTION AND DETERIORATION IN ANY PART AFFECTING EFFICIENCY AND RELIABILITY OF THE SYSTEMS. DESIGN AND SELECT ALL EQUIPMENT TO PROVIDE THE NECESSARY SAFETY TO HUMAN LIFE AND PROPERTY DURING OPERATION AND MAINTENANCE WITH PARTICULAR ATTENTION GIVEN TO ELECTRICAL SAFETY AND SEGREGATION PRECAUTIONS.

CHECK THE FINISHED PAINTWORK AROUND THE AREA OF EACH INSTALLATION AND TOUCH UP ALL DAMAGED PARTS AND FINISHES AFTER THE INSTALLATION OF THE ELECTRICAL SERVICES.

ALL WORKS ARE TO BE CARRIED OUT IN ACCORDANCE WITH THE BUILDER’S PROGRAM. ENSURE ALL FINAL LOCATIONS OF OUTLETS AND FITTINGS ARE CO-ORDINATED ONSITE WITH THE ARCHITECT AND ALL OTHER SERVICES, TO THE APPROVAL OF THE PROJECT MANAGER. ALLOW TO CO-ORDINATE THE FINAL LOCATION OF ALL EQUIPMENT, FITTINGS, & OUTLETS, SUCH THAT THEY ARE INSTALLED IN ACCORDANCE WITH THE AS3000 RESTRICTED ZONES, AND ARE NOT COVERED INAPPROPRIATELY.

ENSURE THAT ALL METAL SURFACES ARE SUITABLY PROTECTED AGAINST CORROSION, AND THAT ALL PLASTIC MATERIALS ARE UV STABILISED.

PROVIDE ALL MATERIALS AS NEW, AND OF THE HIGHEST CLASS AVAILABLE FOR THEIR RESPECTIVE TYPES. ENSURE ALL ASPECTS OF THE WORK ARE OF A HIGH STANDARD THROUGHOUT, AND INSTALLED IN A NEAT AND TRADESMAN LIKE MANNER, TO THE CURRENT INDUSTRY STANDARDS.

3. STANDARDS

IRRESPECTIVE OF INFORMATION CONTAINED IN THE ELECTRICAL SERVICES DOCUMENTS OR IN INSTRUCTIONS, IT IS THE ELECTRICAL SUB CONTRACTOR’S RESPONSIBILITY TO ENSURE ALL ELECTRICAL SERVICES WORKS ARE INSTALLED IN ACCORDANCE WITH THE REQUIREMENTS OF THE FOLLOWING. REFER ANY DISCREPANCIES BETWEEN THE REQUIREMENTS OF THE FOLLOWING AND/OR THE ELECTRICAL SERVICES DOCUMENTS AND INSTRUCTIONS TO THE ARCHITECT FOR CLARIFICATION PRIOR TO THE PLACING OF ORDERS, FABRICATION OR INSTALLATION OF THE ITEMS/METHODS IN DISCREPANCY.

- NCC BUILDING CODE OF AUSTRALIA.
- ELECTRICITY ACT.
- ELECTRICAL SAFETY ACT.
- AS/NZS3000.
- AS3008.
- AS1670.1.
- WORKPLACE HEALTH AND SAFETY ACT.
- TELECOMMUNICATIONS ACT.
- ACMA REQUIREMENTS.

4. AUTHORITIES

ENSURE ALL OF THE ELECTRICAL SERVICES COMPLY WITH THE REQUIREMENTS OF ALL REGULATORY AUTHORITIES HAVING JURISDICTION OVER THE SITE INCLUDING BUT NOT LIMITED TO THE FOLLOWING:

- ACMA.
- LOCAL COUNCIL.
- LOCAL SUPPLY AUTHORITY.
- STATE GOVERNMENT DEPARTMENT OF ENVIRONMENT AND HERITAGE.
- QLD GOVERNMENT, DIVISION OF WORKPLACE, HEALTH AND SAFETY.
- QLD FIRE AND EMERGENCY SERVICES.

NOTES

5. CABLES

UNLESS OTHERWISE SPECIFIED, INSTALL AND TERMINATE CABLES IN ACCORDANCE WITH THE MANUFACTURERS’ RECOMMENDATIONS. DETERMINE THE FINAL ROUTES TO SUIT THE BUILDING STRUCTURE AND SITE CONDITIONS. UNLESS NOTED OTHERWISE, PROVIDE ALL 240 VOLT POWER AND LIGHTING WIRING AS 2.5mm² TWIN & EARTH STRANDED COPPER CONDUCTORS, PVC INSULATED 0.6/1kV V75 GRADE TO AS3174, PROTECTED BY A 20 AMP CIRCUIT BREAKER. ALL CONDUIT AND FITTINGS TO BE RIGID UPVC TO AS2053, UNLESS NOTED OTHERWISE.

6. POWER DISTRIBUTION

THE POWER DISTRIBUTION COMPONENT OF THIS CONTRACT INCLUDES THE PROVISION OF NEW SWITCHGEAR AND CONTROLS IN DISTRIBUTION BOARD DB-T TO ACCOMMODATE THE NEW CIRCUITS. ALL OF THE EXISTING SWITCHBOARDS, CIRCUITS, CABLING AND OUTLETS THAT BECOME REDUNDANT ARE TO BE REMOVED.

ANY INTERRUPTION TO THE POWER SUPPLY TO ANY SERVICES OUTSIDE OF THE AREA OF WORKS MUST BE RESTRICTED TO OUTSIDE OF THE CLUBS OPERATING HOURS AND MUST BE ADVISED TO THE OPERATOR IN WRITING TWO WEEKS PRIOR.

THE POWER DISTRIBUTION COMPONENT OF THIS CONTRACT INCLUDES, BUT IS NOT LIMITED TO THE FOLLOWING EXTENT OF WORK:

- POWER DISTRIBUTION.
- DB-T ADDITIONS.
- CABLE ACCESS WAYS.
- CIRCUITS.
- ISOLATORS AND OUTLETS.
- TESTING AND COMMISSIONING.
- REMOVAL OF ALL EXISTING REDUNDANT SERVICES.
- RECONNECTION OF ALL EXISTING SERVICES THAT REMAIN.

ALL OF THE NEW CIRCUITS ARE TO BE PROVIDED AS 20 AMP SINGLE PHASE RCBO PROTECTED 2.5MM CIRCUITS SUPPLIED FROM DB-T.

7. LIGHTING

THE CLUBS EXISTING CRESTRON LIGHTING CONTROL SYSTEM IS TO BE EXPANDED IN DB-T. BRAD CLEAL OF CRESTRON-SOLUTION AV AUTOMATION PTY LTD (04) 0229-0800 info@solutionav.com.au IS TO BE ENGAGED AS A NOMINATED SUB CONTRACTOR TO SUPPLY COMMISSION AND PROGRAM THE CRESTRON LIGHTING CONTROL SYSTEM IN ACCORDANCE WITH THE CLUB’S REQUIREMENTS. ALLOW TO ATTEND SITE TWICE DURING THE DEFECTS AND LIABILITY PERIOD AND UNDERTAKE ALL NECESSARY MODIFICATIONS TO THE LIGHTING CONTROL PROGRAMMING AS REQUESTED BY THE CLUB.

ALL OF THE LIGHT FITTINGS, LAMPS AND ACCESSORIES ARE TO BE PROVIDED AS PART OF THIS CONTRACT. ALL OF THE EXISTING LIGHTS, CIRCUITS, CABLING AND OUTLETS THAT BECOME REDUNDANT ARE TO BE REMOVED. ANY INTERRUPTION TO THE LIGHTING OUTSIDE OF THE AREA OF WORKS MUST BE RESTRICTED TO OUTSIDE OF THE CLUBS OPERATING HOURS AND MUST BE ADVISED TO THE OPERATOR IN WRITING TWO WEEKS PRIOR.

ALL OF THE LIGHT FITTINGS, LAMPS AND ACCESSORIES ARE TO BE PROVIDED AS PART OF THIS CONTRACT. THE LIGHTING COMPONENT OF THIS CONTRACT INCLUDES, BUT IS NOT LIMITED TO THE FOLLOWING EXTENT OF WORK:

- LIGHTING.
- LIGHT FITTINGS AND ACCESSORIES.
- EMERGENCY AND EXIT LIGHTING.
- EARTHING OF THE LIGHTING INSTALLATION.
- LIGHTING CONTROL.
- CRESTRON LIGHTING CONTROL SYSTEM.
- LIGHTING SUBCIRCUITS.
- TESTING AND COMMISSIONING.
- RECONNECTION OF THE EXISTING LIGHTING THAT REMAINS.
- REMOVAL OF ALL EXISTING REDUNDANT LIGHTING SERVICES.

PROVIDE A SINGLE POINT EMERGENCY LIGHTING SYSTEM THAT COMPLIES WITH THE LATEST ISSUE OF ALL PARTS AS2293 AND THE RELEVANT PARTS OF THE NCC BCA. INSTALL EMERGENCY LIGHT FITTINGS NOMINATED AS MAINTAINED WITH THE LAMP PERMANENTLY ON SUPPLIED VIA AN UNSWITCHED ACTIVE MAINS SUPPLY WHEN THE MAINS SUPPLY IS AVAILABLE. WHEN THE MAINS SUPPLY IS NOT AVAILABLE, THE LAMP IS TO REMAIN ON SUPPLIED BY THE EMERGENCY PACK. SINGLE LAMP MAINTAINED EMERGENCY LIGHTS ARE NOT SWITCHED WITH THE LOCAL GENERAL AREA LIGHTING. (THE LAMP IS ALWAYS ON.)

INSTALL EMERGENCY LIGHT FITTINGS NOMINATED AS NON-MAINTAINED AS FOLLOWS:

- IF THE FITTING IS NOT BEING SWITCHED, THE LAMP IS TO REMAIN OFF WHEN THE MAINS SUPPLY IS AVAILABLE. WHEN THE MAINS SUPPLY IS NOT AVAILABLE THE LAMP IS TO BE SWITCHED ON SUPPLIED BY THE EMERGENCY PACK. UNSWITCHED SINGLE LAMP NON-MAINTAINED EMERGENCY LIGHTS ARE NOT SWITCHED WITH THE LOCAL GENERAL AREA LIGHTING. (THE LAMP IS ON ONLY WHEN THE MAINS SUPPLY IS NOT AVAILABLE.)
- IF THE FITTING IS BEING SWITCHED, THE LAMP IS TO BE SUPPLIED AND CONTROLLED WITH THE LOCAL GENERAL AREA LIGHTING WHEN THE MAINS SUPPLY IS AVAILABLE. WHEN THE MAINS SUPPLY IS NOT AVAILABLE THE LAMP IS TO BE SWITCHED ON, SUPPLIED BY THE EMERGENCY PACK. (THE LAMP IS ON WHEN TURNED ON WITH THE LOCAL GENERAL LIGHTING OR THE MAIN SUPPLY IS NOT AVAILABLE.)

INSTALL EMERGENCY LIGHTS SUCH THAT THE STATUS INDICATOR L.E.D. IS CLEARLY VISIBLE AND THE TEST BUTTONS ARE READILY ACCESSIBLE. LABEL EACH CIRCUIT BREAKER WHICH CONTROLS THE UNSWITCHED ACTIVE TO EXIT LIGHTS WITH A LABEL FIXED ADJACENT; ENGRAVED PLASTIC LAMINATE, GREEN BACKGROUND WITH WHITE CHARACTERS: -

WARNING
INTERRUPTING SUPPLY WILL DISCHARGE
EMERGENCY LIGHTING BATTERIES

PROVIDE WRITTEN EVIDENCE OF THE INITIAL COMMISSIONING AND TESTING AND TESTING FOR THE DURATION OF THE MAINTENANCE PERIOD IN ACCORDANCE WITH AS 2293.2.

THIS EVIDENCE IS TO BE IN THE FORM OF A LOG BOOK SIMILAR TO THE GENERAL LIGHTING SERVICE PTY LTD "EMERGENCY LIGHTING MAINTENANCE LOG BOOK AND MANUAL" WHICH IS TO BE PROVIDED BY THE ELECTRICAL SUB-CONTRACTOR AND HAVE ALL ENTRIES FULLY COMPLETED AND BE PRESENTED FOR INSPECTION AT PRACTICAL COMPLETION. THE LOG BOOK IS TO BE RETAINED BY THE ELECTRICAL SUB-CONTRACTOR FOR THE DURATION OF THE MAINTENANCE PERIOD, AND THE SIX MONTHLY TEST AND MAINTENANCE RESULTS ENTERED. THE LOG BOOK IS TO BE PRESENTED FOR APPROVAL AT FINAL COMPLETION (EXPIRY OF THE MAINTENANCE PERIOD) AND WILL BE FORWARDED TO THE OPERATOR FOR THEIR USE.

PROVIDE MAINTENANCE OF THE EMERGENCY AND EXIT LIGHTING INSTALLATION INCLUDING RECORDS IN ACCORDANCE WITH THE LATEST ISSUE OF ALL PARTS AS2293 AND THE RELEVANT PARTS OF THE NCC BCA. PROVIDE THE EMERGENCY LIGHTING SYSTEM WITH A SUPPLY SENSING AND TESTING FACILITY IN ACCORDANCE WITH AS 2293.1.

NOTES

8. COMMUNICATIONS

THE COMMUNICATIONS CABLING COMPONENT OF THIS CONTRACT INCLUDES THE MODIFICATION OF THE EXISTING UTP CABLING PLANT TO ACCOMMODATE THE NEW CAT 6 RJ45 COMMUNICATIONS OUTLETS CABLED TO THE EXISTING COMMUNICATIONS RACK. MODIFY/UPGRADE THE EXISTING GAMING RACK / PATCH PANELS AS NECESSARY TO ACCOMMODATE THE GAMING OUTLETS.

ALL OF THE EXISTING COMMUNICATION AND GAMING CABLES THAT BECOME REDUNDANT ARE TO BE REMOVED. THE COMMUNICATIONS CABLING COMPONENT OF THIS CONTRACT INCLUDES, BUT IS NOT LIMITED TO THE FOLLOWING EXTENT OF WORK:

- COMMUNICATIONS OUTLETS.
- MODIFY/UPGRADE THE EXISTING COMMUNICATIONS RACK/PATCH PANELS.
- REMOVAL OF EXISTING REDUNDANT COMMUNICATIONS AND GAMING CABLING.
- TESTING AND COMMISSIONING.

9. FIRE ALARM

THE FIRE ALARM COMPONENT OF THIS CONTRACT IS TO INCLUDE THE REPLACEMENT OF ALL OF THE EXISTING AMENITY CEILING MOUNTED DETECTORS AND SPEAKERS WITH NEW FITTINGS. THE FIRE ALARM SYSTEM MUST BE MAINTAINED OPERATIONAL THROUGHOUT THE ENTIRE BUILDING WHEN IT IS OCCUPIED BY THE CLUB’S CUSTOMERS. THE FIRE ALARM COMPONENT OF THIS CONTRACT INCLUDES, BUT IS NOT LIMITED TO THE FOLLOWING EXTENT OF WORK:

- DETECTORS.
- SPEAKERS.
- TESTING AND COMMISSIONING.

10. ABBREVIATIONS

A - AMP CURRENT RATING
AB - MOUNT ABOVE BENCH.
AFFL - ABOVE FINISHED FLOOR LEVEL.
BB - MOUNT BELOW BENCH.
BH - MOUNT ON BULKHEAD.
CEIL - MOUNT ON CEILING.
CS - MOUNT WITHIN CEILING SPACE.
C/W - COMPLETE WITH.
MCB - MINIATURE CIRCUIT BREAKER.
MCCB - MOULDED CASE CIRCUIT BREAKER.
MSB - MAIN SWITCHBOARD.
N - NEON / LED INDICATOR WHEN ON.
NTS - NOT TO SCALE.
RCBO - CIRCUIT BREAKER C/W AN INTEGRAL 30ma RESIDUAL CURRENT DEVICE.
RCD - CIRCUIT PROTECTED VIA A 30ma RESIDUAL CURRENT DEVICE.
REF - REFRIGERATOR.
UNO - UNLESS NOTED OTHERWISE.
WP - WEATHERPROOF TO IP56 UNO.
500 - NUMBER DENOTES MOUNTING HEIGHT AFFL.

THE COPYRIGHT OF THIS DRAWING REMAINS THE PROPERTY OF THE ELECTRICAL DESIGN GROUP.		
USE FIGURED DIMENSIONS IN PREFERENCE TO SCALE.		
ALL DIMENSIONS TO BE VERIFIED ONSITE.		

A	TENDER	13/05/2025
REV:	DESCRIPTION:	DATE:

 **ELECTRICAL DESIGN GROUP**
ELECTRICAL BUILDING SERVICES CONSULTANTS

BRISBANE: P.O. Box 15 Sherwood Qld 4075
Phone: (07) 3278 4375
Email: brisbane@edg.net.au
Web: www.edg.net.au

ELECTRICAL DESIGN GROUP BRISBANE PTY LTD
ACN 092 710 793

TRADING AS:
ELECTRICAL DESIGN GROUP

PROJECT:

BLUE FIN FISHING CLUB
INALA - STAGE 2

SITE ADDRESS:
24 LILAC STREET, INALA
QUEENSLAND

SCALE: SHEET SIZE:
NOT TO SCALE AT A1

DRAWING TITLE:

ELECTRICAL SERVICES
NOTES

PROJECT NO: DRAWING NO: REVISION:

C3546a E02 A



THE COPYRIGHT OF THIS DRAWING REMAINS THE PROPERTY OF THE ELECTRICAL DESIGN GROUP.

USE FIGURED DIMENSIONS IN PREFERENCE TO SCALE.

ALL DIMENSIONS TO BE VERIFIED ONSITE.

A	TENDER	13/05/2025
REV:	DESCRIPTION:	DATE:

ELECTRICAL DESIGN GROUP
ELECTRICAL BUILDING SERVICES CONSULTANTS

BRISBANE: P.O. Box 15 Sherwood Qld 4075
Phone: (07) 3278 4375
Email: brisbane@edg.net.au
Web: www.edg.net.au

ELECTRICAL DESIGN GROUP BRISBANE
PTY LTD
ACN 092 710 793

TRADING AS:
ELECTRICAL DESIGN
GROUP

PROJECT:

**BLUE FIN FISHING CLUB
INALA - STAGE 2**

SITE ADDRESS:

**24 LILAC STREET, INALA
QUEENSLAND**

SCALE: SHEET SIZE:

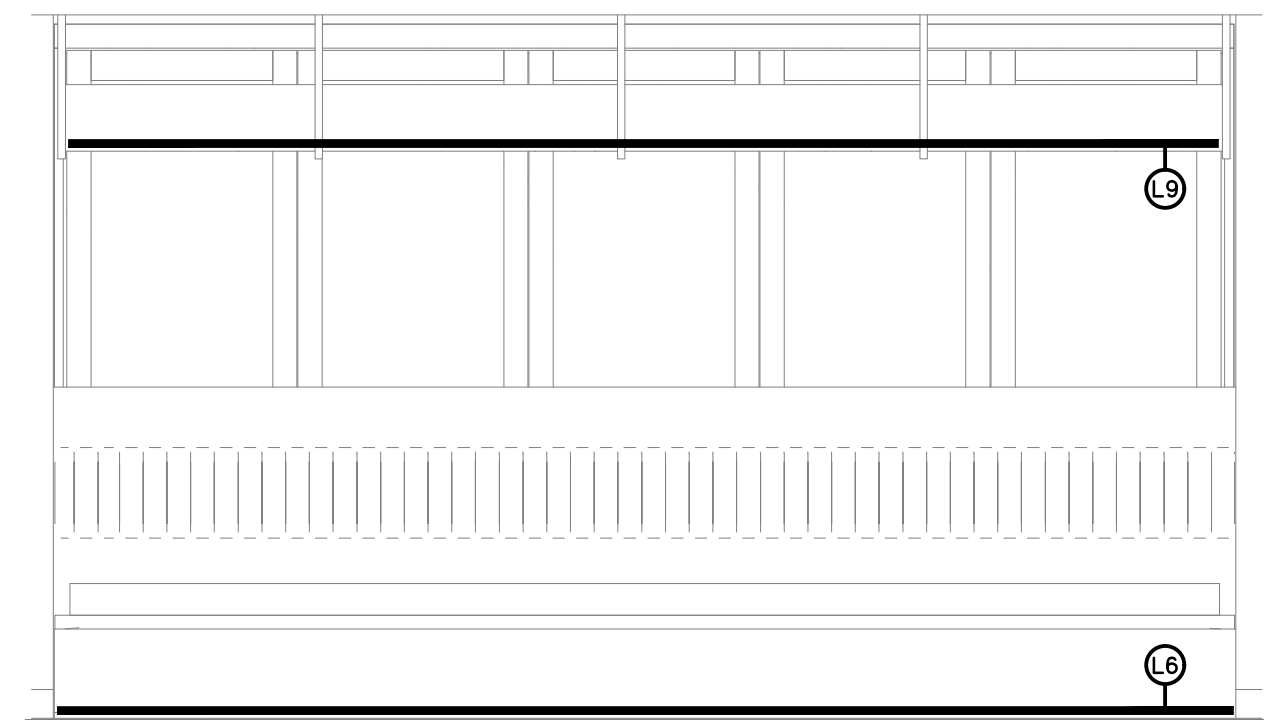
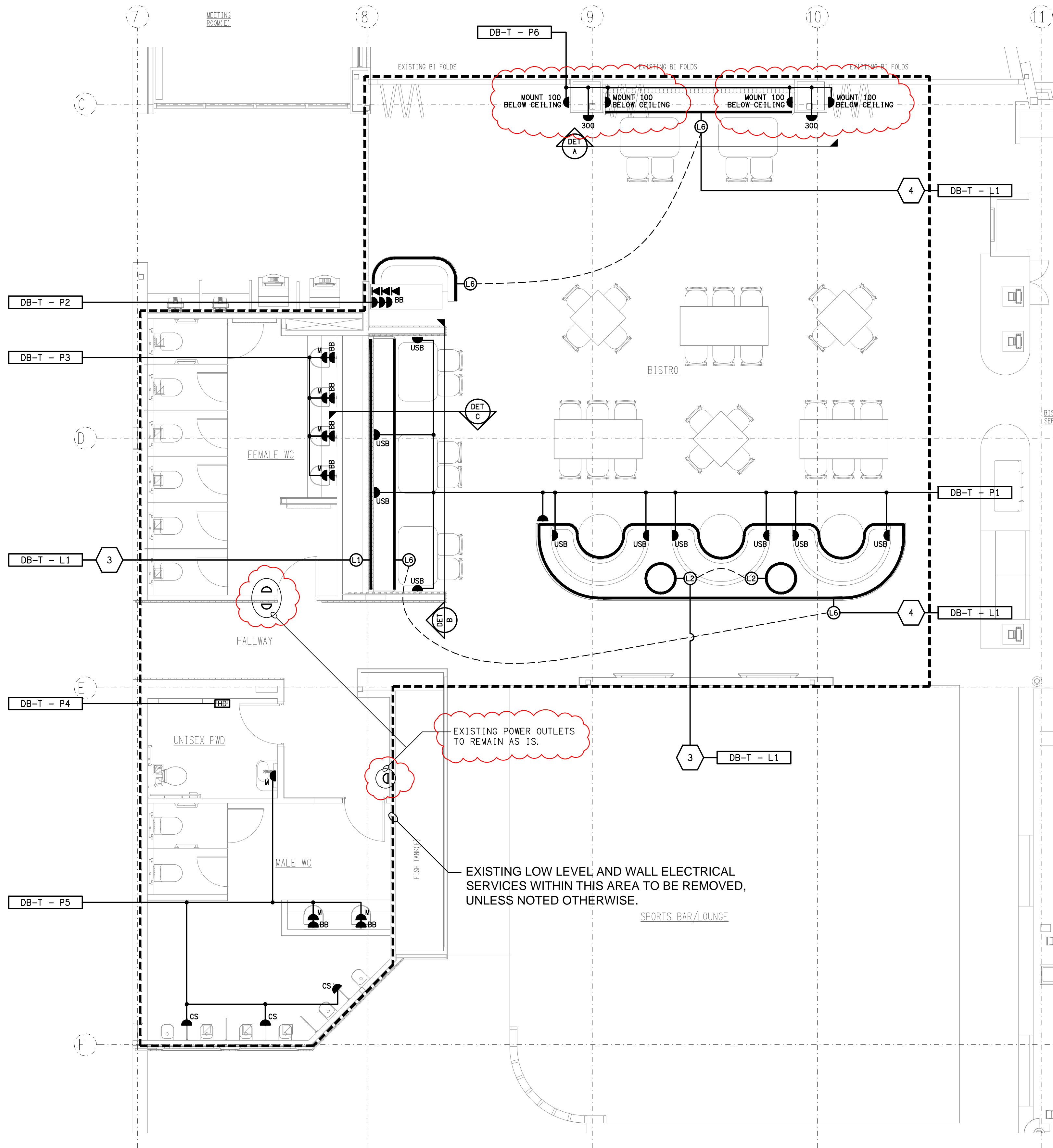
1:200 AT A1

DRAWING TITLE:

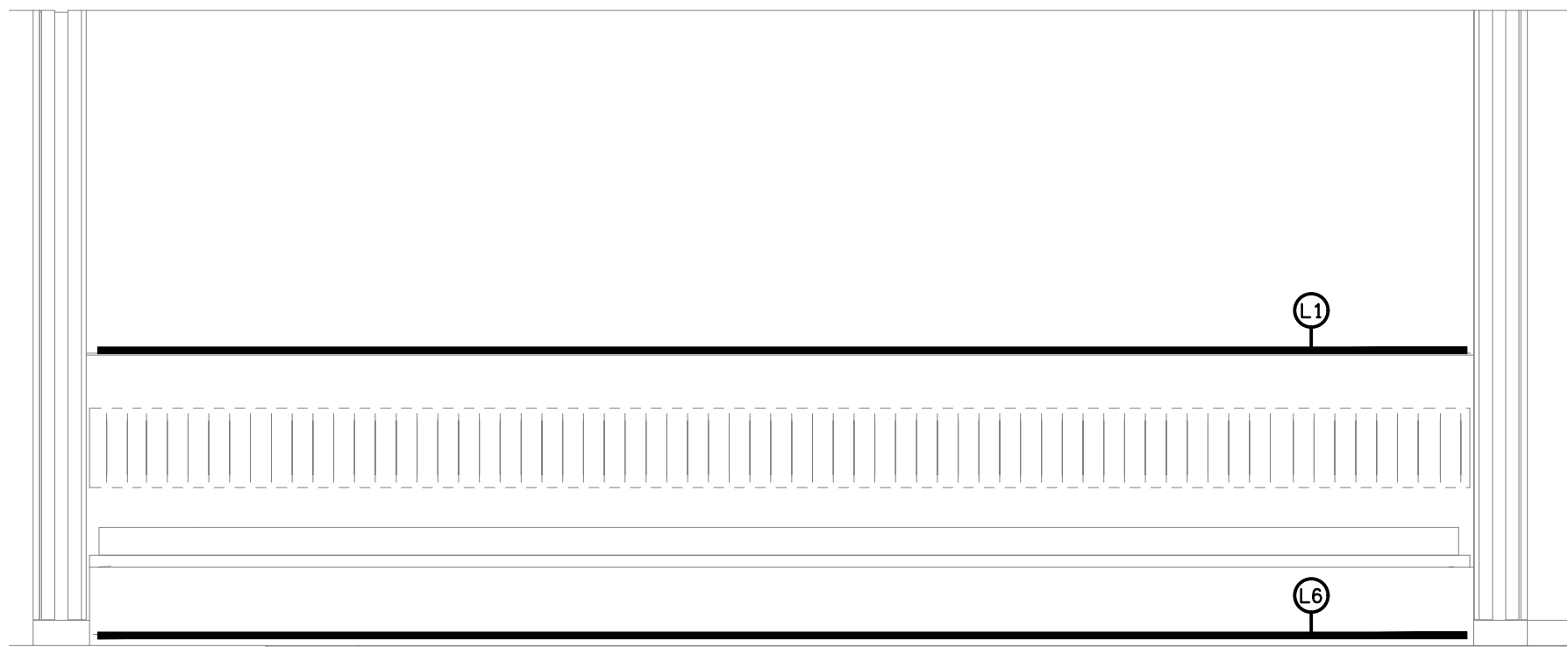
**ELECTRICAL SERVICES
SITE PLAN**

PROJECT NO: DRAWING NO: REVISION:

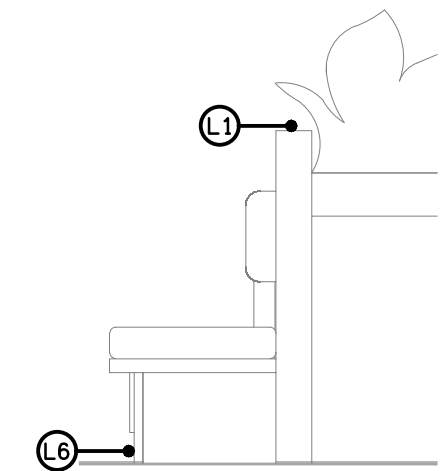
C3546a E03 A



DETAIL A
SEAT SKIRTING LED STRIP LIGHT ELEVATION
SCALE 1: 25



DETAIL B
SEAT LED STRIP LIGHT ELEVATION
SCALE 1: 25



DETAIL C
SEAT LED STRIP LIGHT SECTION
SCALE 1: 25

THE COPYRIGHT OF THIS DRAWING REMAINS THE PROPERTY OF THE ELECTRICAL DESIGN GROUP.

USE FIGURED DIMENSIONS IN PREFERENCE TO SCALE.

ALL DIMENSIONS TO BE VERIFIED ONSITE.

C	TENDER	16/05/2025
REV:	DESCRIPTION:	DATE:

ELECTRICAL DESIGN GROUP
ELECTRICAL BUILDING SERVICES CONSULTANTS

BRISBANE: P.O. Box 15 Sherwood Qld 4075
Phone: (07) 3278 4375
Email: brisbane@edg.net.au
Web: www.edg.net.au

ELECTRICAL DESIGN GROUP BRISBANE PTY LTD
ACN 092 710 793

TRADING AS:
ELECTRICAL DESIGN GROUP

PROJECT:

**BLUE FIN FISHING CLUB
INALA - STAGE 2**

SITE ADDRESS:
**24 LILAC STREET, INALA
QUEENSLAND**

SCALE: SHEET SIZE:

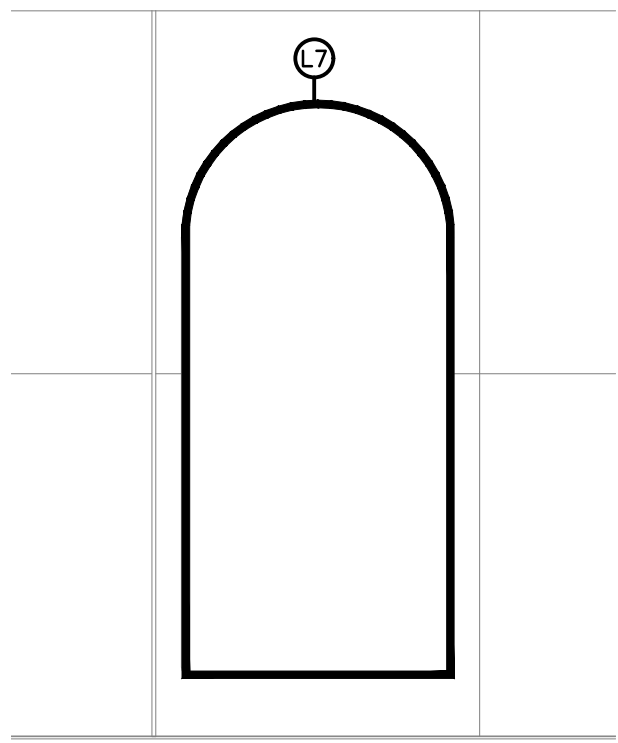
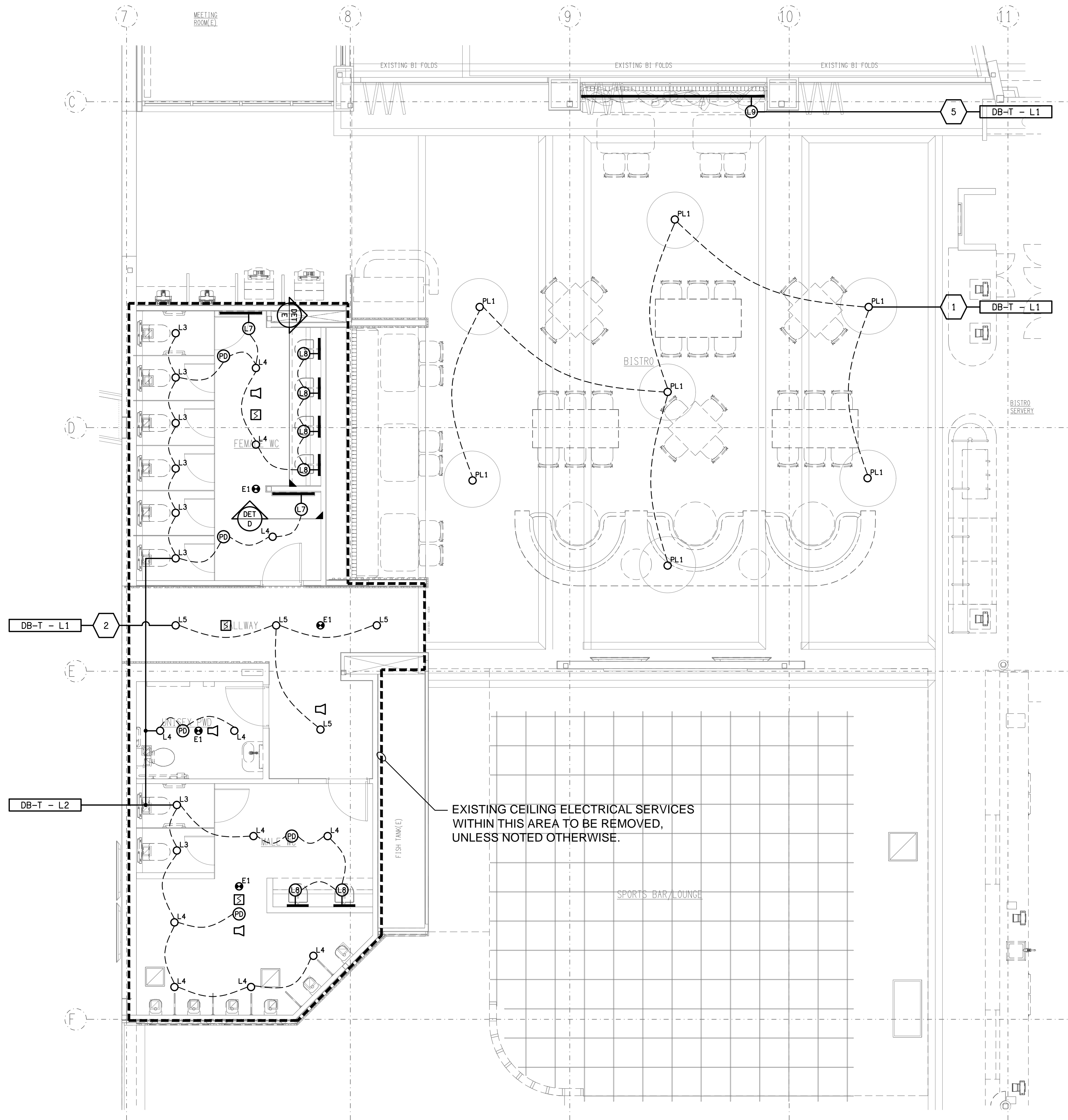
1:50 UNO AT A1

DRAWING TITLE:

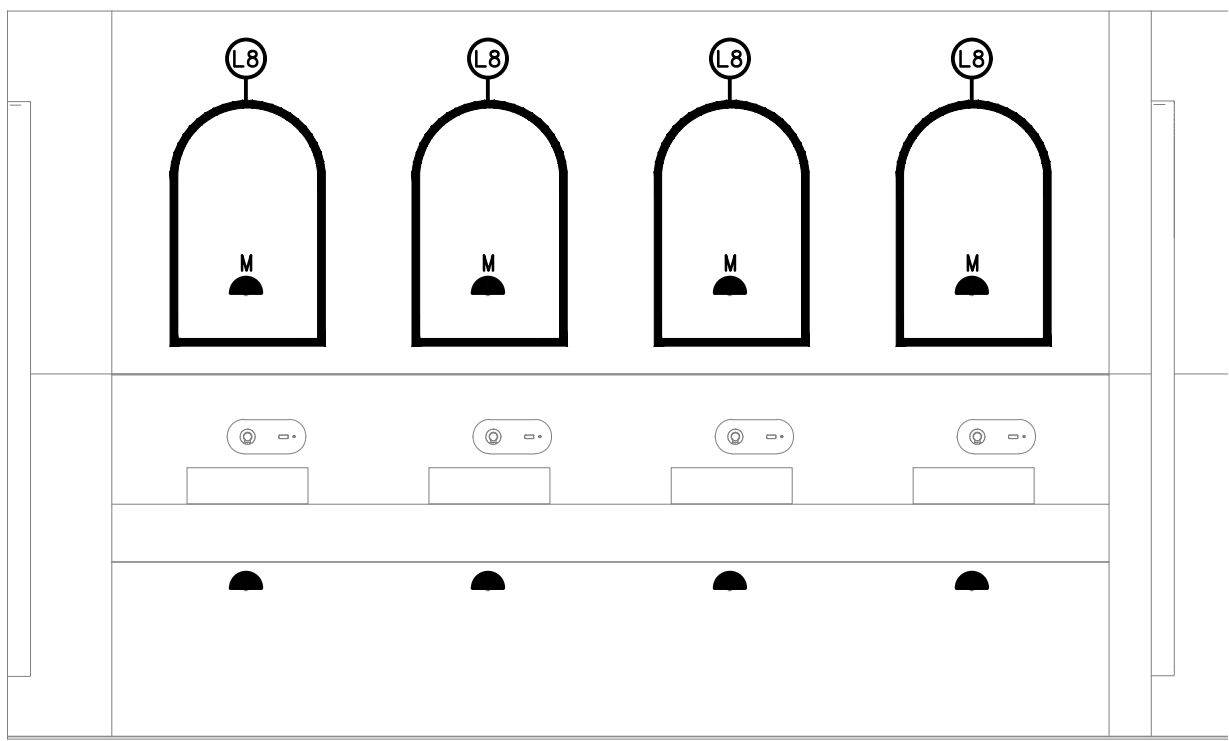
**ELECTRICAL SERVICES
FLOOR PLAN**

PROJECT NO: DRAWING NO: REVISION:

C3546a E04 C



DETAIL D
TYPICAL L7 ELEVATION
SCALE 1: 25



DETAIL E
VANITY L8 & MIRROR OUTLET ELEVATION
SCALE 1: 25

THE COPYRIGHT OF THIS DRAWING REMAINS THE PROPERTY OF THE ELECTRICAL DESIGN GROUP.

USE FIGURED DIMENSIONS IN PREFERENCE TO SCALE.

ALL DIMENSIONS TO BE VERIFIED ONSITE.

A	TENDER	13/05/2025
REV:	DESCRIPTION:	DATE:

ELECTRICAL DESIGN GROUP
ELECTRICAL BUILDING SERVICES CONSULTANTS

BRISBANE: P.O. Box 15, Sherwood Qld 4075
Phone: (07) 3278 4375
Email: brisbane@edg.net.au
Web: www.edg.net.au

ELECTRICAL DESIGN GROUP BRISBANE PTY LTD
ACN 092 710 793

TRADING AS:
ELECTRICAL DESIGN
GROUP

PROJECT:

**BLUE FIN FISHING CLUB
INALA - STAGE 2**

SITE ADDRESS:

**24 LILAC STREET, INALA
QUEENSLAND**

SCALE: SHEET SIZE:

1:50 UNO AT A1

DRAWING TITLE:

**ELECTRICAL SERVICES
REFLECTED CEILING PLAN**

PROJECT NO: DRAWING NO: REVISION:

C3546a E05 A