



ELECTRICAL DESIGN GROUP

ELECTRICAL BUILDING SERVICES CONSULTANTS

P.O. Box 15, SHERWOOD Q. 4075

Phone: (07) 3278 4375

Website: www.edg.net.au Email: brisbane@edg.net.au

C3714a - GATEWAY HOTEL, MAREEBA - GAMING ROOM
ELECTRICAL SERVICES CONTRACT DOCUMENT SCHEDULE
REVISION C - 13 APRIL 2026

C3714a-0001(C).xls

ISSUING INFORMATION				DATE OF ISSUE						
	DAY	10	10	13						
	MONTH	04	04	04						
	YEAR	26	26	26						
REASON FOR ISSUE				T	T	T				
A = APPROVAL C = CONSTRUCTION N = COORDINATION P = PRELIMINARY T = TENDER										

DISTRIBUTION				NUMBER OF COPIES						
WWW.EDG.NET.AU				1E	1E	1E				
CAYAS & WARD ARCHITECTS				1E	1E	1E				
P = PRINT T = TRACING D = DISC E = EMAIL F = FAX										

DOCUMENTS		REVISION								
C3714a-E01.dwg	LEGEND & DETAILS	A	B							
C3714a-E02.dwg	NOTES	A								
C3714a-E03.dwg	FLOOR PLAN & REFLECTED CEILING PLAN	A	B	C						
C3714a-0001.xls	CONTRACT DOCUMENT SCHEDULE	A	B	C						
C3714a-0002.xls	EQUIPMENT SCHEDULE	A	B	C						
C3714a-0004.xls	DISTRIBUTION BOARD DB-3 SCHEDULE	A		B						



ELECTRICAL DESIGN GROUP

ELECTRICAL BUILDING SERVICES CONSULTANTS

P.O. Box 15, SHERWOOD Q. 4075

Phone: (07) 3278 4375 Fax: (07) 3716 0222

Web Site: www.edg.net.au Email: brisbane@edg.net.au

C3714a - GATEWAY HOTEL, MAREEBA - GAMING ROOM


C3714a-0002(C).xls

ELECTRICAL EQUIPMENT SCHEDULE

REVISION C - 13 APRIL 2026

THE LIGHT FITTING SUPPLIER CONTACT DETAILS MAY BE AVAILABLE ON THE EDG WEBSITE VIA THE FOLLOWING LINK
www.edg.net.au/Links/Lighting.htm

TYPE	LAMPS	DESCRIPTION	COLOUR / ACCESSORY	CATALOGUE No	REV
S1	14.4W/M 2700K LED	LED STRIP WITHIN A SCREW FIXED EXTRUSION C/W DIFFUSER WITHIN THE BAR FRONT AS PER THE ARCHITECTURAL DETAIL. PROVIDE THE STRIP WITH REMOTE DALI DIMMABLE POWER SUPPLIES AS REQUIRED LOCATE THE POWER SUPPLIES IN A CONCEALED ACCESSIBLE POSITION NOTED ON THE AS CONSTRUCTED DOCUMENTS.	NATURAL	RAPID LED R2334 2700 K PLUS ALUMINIUM EXTRUSION OPAL DIFFUSER AND POWER SUPPLY & DALI CONTROLLER	A
S2	14.4W/M 2700K LED	LED STRIP WITHIN A SCREW FIXED EXTRUSION C/W DIFFUSER WITHIN THE REAR BAR JOINERY AS PER THE ELEVATION. MOUNT AS PER THE ARCHITECTURAL DETAIL. PROVIDE THE STRIP WITH REMOTE DALI DIMMABLE POWER SUPPLIES AS REQUIRED LOCATE THE POWER SUPPLIES IN A CONCEALED ACCESSIBLE POSITION NOTED ON THE AS CONSTRUCTED DOCUMENTS.	NATURAL	RAPID LED R2334 2700 K PLUS ALUMINIUM EXTRUSION OPAL DIFFUSER AND POWER SUPPLY & DALI CONTROLLER	A
S3	14.4W/M 2700K LED	LED STRIP WITHIN A SCREW FIXED 45 DEG EXTRUSION C/W DIFFUSER MOUNTED UNDER THE BAR TOP TO ILLUMINATE THE BAR WORKSPACE AS PER THE ARCHITECTURAL DETAIL. PROVIDE THE STRIP WITH REMOTE DALI DIMMABLE POWER SUPPLIES AS REQUIRED LOCATE THE POWER SUPPLIES IN A CONCEALED ACCESSIBLE POSITION NOTED ON THE AS CONSTRUCTED DOCUMENTS.	NATURAL	RAPID LED R2334 2700 K PLUS R2380 ALUMINIUM EXTRUSION OPAL DIFFUSER AND POWER SUPPLY & DALI CONTROLLER	B
S4	14.4W/M 2700K LED	LED STRIP WITHIN A SCREW FIXED EXTRUSION C/W DIFFUSER WITHIN THE GAMING CURTAIN PELMET AS PER THE ARCHITECTURAL DETAIL. PROVIDE THE STRIP WITH REMOTE DALI DIMMABLE POWER SUPPLIES AS REQUIRED LOCATE THE POWER SUPPLIES IN A CONCEALED ACCESSIBLE POSITION NOTED ON THE AS CONSTRUCTED DOCUMENTS.	NATURAL	RAPID LED R2334 2700 K PLUS ALUMINIUM EXTRUSION OPAL DIFFUSER AND POWER SUPPLY & DALI CONTROLLER	A
S5	14.4W/M 2700K LED	LED STRIP WITHIN A SCREW FIXED EXTRUSION C/W DIFFUSER ALONG THE FRONT WALL OF THE HOTEL AGAINST THE FOOTPATH CEILING AS PER THE ELEVATION. MOUNT AS PER THE ARCHITECTURAL DETAIL. PROVIDE THE STRIP WITH REMOTE POWER SUPPLIES AS REQUIRED LOCATE THE POWER SUPPLIES IN A CONCEALED ACCESSIBLE POSITION NOTED ON THE AS CONSTRUCTED DOCUMENTS. UTILISE THE EXISTING SL02 LIGHTING CIRCUIT TO SUPPLY AND CONTROL THE S5 FITTING .	NATURAL	RAPID LED R2334 2700 K PLUS ALUMINIUM EXTRUSION OPAL DIFFUSER AND POWER SUPPLY	A



ELECTRICAL DESIGN GROUP

ELECTRICAL BUILDING SERVICES CONSULTANTS

P.O. Box 15, SHERWOOD Q. 4075

Phone: (07) 3278 4375 Fax: (07) 3716 0222

Web Site: www.edg.net.au Email: brisbane@edg.net.au

C3714a - GATEWAY HOTEL, MAREEBA - GAMING ROOM

C3714a-0002(C).xls

ELECTRICAL EQUIPMENT SCHEDULE

REVISION C - 13 APRIL 2026

THE LIGHT FITTING SUPPLIER CONTACT DETAILS MAY BE AVAILABLE ON THE EDG WEBSITE VIA THE FOLLOWING LINK
www.edg.net.au/Links/Lighting.htm

TYPE	LAMPS	DESCRIPTION	COLOUR / ACCESSORY	CATALOGUE No	REV
S6	14.4W/M 2700K LED	TWO OFF LED STRIP WITHIN A SCREW FIXED EXTRUSION C/W DIFFUSER WITHIN THE REAR BAR LIGHT BOX AS PER THE ARCHITECTURAL DETAIL. THE FIRST STRIP IS TO BE AT THE FRONT OF THE LIGHT BOX AND THE SECOND IS TO BE AT THE REAR OF THE LIGHT BOX. PROVIDE THE STRIP WITH REMOTE DALI DIMMABLE POWER SUPPLIES AS REQUIRED. LOCATE THE POWER SUPPLIES IN A CONCEALED ACCESSIBLE POSITION NOTED ON THE AS CONSTRUCTED DOCUMENTS.	NATURAL	RAPID LED R2334 2700 K PLUS ALUMINIUM EXTRUSION OPAL DIFFUSER AND POWER SUPPLY & DALI CONTROLLER	C
PD0E	EXISTING DECORATIVE PENDANT TO BE RETAINED AND RE SUPPLIED / CONTROLLED AS INDICATED.				A
WL04	4 No 6W 240VOLT 2700K GU10 LED LAMPS	DUAL UP DOWN WALL LIGHT WITH THE POSITION CONFIRMED ON SITE WITH THE ARCHITECT. UTILISE THE EXISTING SL02 LIGHTING CIRCUIT TO SUPPLY AND CONTROL THE WL04 FITTINGS.	AGED BRONZE	BEACON LIGHTING 238006	A
RD01	15W 3000K LED	RECESSED DOWNLIGHT C/W 24 DEG BEAM REMOTE DALI DIMMABLE DRIVER	BLACK	RAPID R1077-WH-12W-WW-DALI BLACK	A
RD02	15W 3000K LED	RECESSED DOWNLIGHT C/W 60 DEG BEAM REMOTE DALI DIMMABLE DRIVER	WHITE	RAPID R1077-WH-12W-WW-DALI	B
RD03	13W 3000K LED	RECESSED ADJUSTABLE DOWNLIGHT C/W REMOTE DALI DIMMABLE DRIVER	WHITE	EQUAL TO GAMMA ILLUMINATION SCOOP MINI 1495-FL-3K-13W	A
RD04	15W 3000K LED	RECESSED DOWNLIGHT C/W 24 DEG BEAM REMOTE DALI DIMMABLE DRIVER	WHITE	RAPID R1077-WH-12W-WW-DALI	B
SL02	240 VOLT 11W 3000K 1500LUMEN E27 LED SKU: F1127-A60-C-30K	REPLACE THE EXISTING SURFACE MOUNTED BATTEN WITH A DECORATIVE PENDANT LIGHT	BLACK	FAT SHACK P912-ABRZ PLUS LAMP	A
L1	40W LED 4000K	REPLACE THE EXISTING SURFACE MOUNTED BATTEN WITH A NEW 1200 LONG BATTEN C/W INTEGRAL DRIVER, SENSOR AND NON MAINTAINED AS2293 EMERGENCY LIGHT KIT	WHITE	RAPID LED R3571-EM-S-TRI	A
E1	LED	EMERGENCY LIGHT: RECESSED NON-MAINTAINED EMERGENCY LIGHT. AS2293 CLASSIFICATION C0-D40 - C90-D40.	WHITE	CLEVERTRONICS LLIFE	A
E2	LED	EMERGENCY LIGHT: RECESSED NON-MAINTAINED EMERGENCY LIGHT. AS2293 CLASSIFICATION C0-D40 - C90-D40.	BLACK	CLEVERTRONICS LLIFE BLACK	B

C3714a-0002(C).xls

Pages inc. any attach. 2 of 3



ELECTRICAL DESIGN GROUP

ELECTRICAL BUILDING SERVICES CONSULTANTS

P.O. Box 15, SHERWOOD Q. 4075

Phone: (07) 3278 4375 Fax: (07) 3716 0222

Web Site: www.edg.net.au Email: brisbane@edg.net.au

C3714a - GATEWAY HOTEL, MAREEBA - GAMING ROOM

C3714a-0002(C).xls

ELECTRICAL EQUIPMENT SCHEDULE

REVISION C - 13 APRIL 2026

THE LIGHT FITTING SUPPLIER CONTACT DETAILS MAY BE AVAILABLE ON THE EDG WEBSITE VIA THE FOLLOWING LINK
www.edg.net.au/Links/Lighting.htm

TYPE	LAMPS	DESCRIPTION	COLOUR / ACCESSORY	CATALOGUE No	REV
EX BK	LED	EXIT LIGHT: MAINTAINED 24M VIEWING DISTANCE EXIT LIGHT C/W DIFFUSERS & DIRECTIONAL ARROWS AS SHOWN. CEILING SURFACE MOUNT OR WALL MOUNT BETWEEN 2100mm & 2700mm AFFL IF THERE IS NO VERTICAL SURFACE TO MOUNT THE FITTING ON WITHIN THIS RANGE CONFIRM THE MOUNTING HEIGHT WITH THE ENGINEER. AS2293 CLASSIFICATION C0-D1.25- C90-D2	BLACK	CLEVERTRONICS LUBPRO-SM	B
EX	LED	EXIT LIGHT: MAINTAINED 24M VIEWING DISTANCE EXIT LIGHT C/W DIFFUSERS & DIRECTIONAL ARROWS AS SHOWN. CEILING SURFACE MOUNT OR WALL MOUNT BETWEEN 2100mm & 2700mm AFFL IF THERE IS NO VERTICAL SURFACE TO MOUNT THE FITTING ON WITHIN THIS RANGE CONFIRM THE MOUNTING HEIGHT WITH THE ENGINEER. AS2293 CLASSIFICATION C0-D1.25- C90-D2	WHITE	CLEVERTRONICS LUBPRO-SM	B
CHANNEL x		CONTROL CHANNEL WITH A NUMERICAL REFERENCE. REFER TO THE POWER AND LIGHTING CONTROL SCHEMATIC			A
LIGHTING CONTROL SWITCH PANEL (SP1)		MULTI GANG LIGHTING CONTROL SWITCHPLATE/S AS NECESSARY CONFIGURED AS PER THE LIGHTING CONTROL SCHEMATIC MOUNT AT 1000mm AFFL	WHITE	CLIPSAL C2000 SERIES	A
LIGHTING CONTROL SWITCH PANEL (SP2)		EXISTING REMAINING LIGHTING CONTROLS TO BE RELOCATED TO A NEW LIGHTING CONTROL SWITCH PANEL IN THE OFFICE AS SHOWN ON PLAN.	WHITE	CLIPSAL C2000 SERIES	A
DALI		DALI POT C/W INTEGRAL 20 DALI DEVICE POWER SUPPLY . FACTORY SET POWER ON RETURN TO LAST LEVEL.	WHITE	SMARTSCAPE DALI RD20 CLIPSAL C2000	A
SINGLE POWER OUTLET		SINGLE POWER OUTLET C/W CIRCUIT IDENTIFICATION ON THE FACEPLATE BEHIND THE SURROUND MOUNT AT 300mm AFFL U.N.O. RATING 10A U.N.O.	WHITE UNLESS NOTED AS BLACK (BK)	CLIPSAL C2000 SERIES	A
DOUBLE POWER OUTLET		DOUBLE POWER OUTLET C/W CIRCUIT IDENTIFICATION ON THE FACEPLATE BEHIND THE SURROUND MOUNT AT 300mm AFFL U.N.O. RATING 10A U.N.O.	WHITE UNLESS NOTED AS BLACK (BK)	CLIPSAL C2000 SERIES	A
DB-2		EXISTING DISTRIBUTION BOARD DB-2 TO BE REPLACED WITH A NEW DISTRIBUTION BOARD AS PER THE NOTES.			A
DB-3		EXISTING DISTRIBUTION BOARD DB-3 TO BE REPLACED WITH A NEW DISTRIBUTION BOARD AS PER THE NOTES AND DB-3 SCHEDULE.			A



ELECTRICAL DESIGN GROUP

ELECTRICAL BUILDING SERVICES CONSULTANTS

P.O. Box 15, SHERWOOD Q. 4075

Phone: (07) 3278 4375

Website: www.edg.net.au Email: brisbane@edg.net.au

C3714a - GATEWAY HOTEL, MAREEBA - GAMING ROOM



























C3714a-0004(B).xls

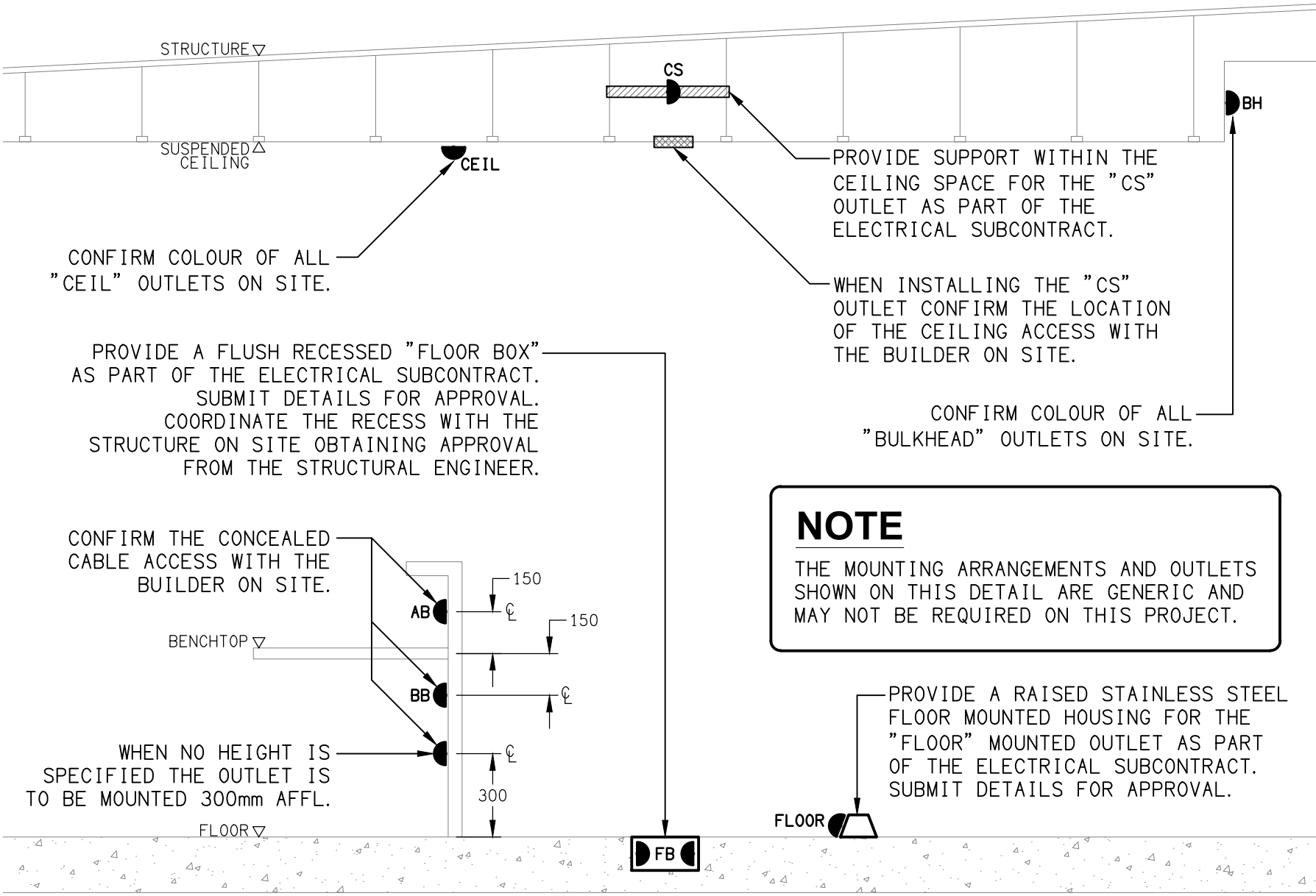
DISTRIBUTION BOARD DB-3

REVISION B - 13 APRIL 2026

FAULT CURRENT: 6KA							REV
MAIN SWITCH: 250 NON AUTO LOAD BREAK							A
CHASSIS SIZE: 84 POLE							A
SOURCE: MSB							A
CHASSIS RATING: 250A							A
SUPPLY CABLE: 1C 120							A
PHASES: 3							A
REFER TO THE EQUIPMENT SCHEDULE AND NOTES FOR ADDITIONAL REQUIREMENTS. PROVIDE THE DB WITH A FULL WIDTH EMPTY DIN RAIL TO ACCOMMODATE FUTURE CONTACTORS AND CONTROLS IN ADDITION TO THE CONTROLS INCLUDING THE CONTROL EQUIPMENT PROVIDED AS PART OF THE INITIAL WORKS. PROVIDE THE DB WITH AN AS2293 EMERGENCY LIGHTING CONTROL SYSTEM TO CONTROL THE ASSOCIATED EMERGENCY LIGHTS. PROVIDE THE DB WITH SURGE PROTECTION. ENSURE THE SCHEDULE INCLUDES THE CIRCUIT USE AND LOCATION. RECONNECT THE EXISTING DB-3 CIRCUITS THAT REMAIN WITH NEW SWITCHGEAR AND CONTROLS THAT MATCHES THE EXISTING IN CAPACITY AND FUNCTION. THE FOLLOWING CIRCUITS ARE TO BE PROVIDED IN ADDITION THE EXISTING CIRCUITS BEING RELOCATED. PROVIDE A SHOP DRAWING FOR APPROVAL							A
CIRC	PH	CIRCUIT BREAKER (amps)	CONTROL EQUIPMENT	CABLE SIZE (mm ²)	LOCATION	CIRCUIT USE	
P1	1	20	RCBO	2.5	OFFICE	AV	A
P2	1	20	RCBO	2.5	OFFICE	OFFICE DESK	A
P3	1	20	RCBO	2.5	GAMING	CLEANING	A
P4	1	20	RCBO	2.5	BAR	GAMING	A
P5	1	20	RCBO	2.5	BAR	POS	A
P6	1	20	RCBO	2.5	BAR	CHILLED WATER	A
P7	1	20	RCBO	2.5	BAR	REF	A
P8	1	20	RCBO	2.5	BAR	GPOs	A
P9	1	20	RCBO	2.5	BAR	COFFEE	B
P10	1	20	RCBO	2.5	BAR	GLASS WASHER	A
P11	1	20	RCBO	2.5	GAMING BAR	TV	A
P12	3	32	RCBO	6.0	BAR	19.4KW HWS	A
L1	1	20	RCBO	2.5	GAMING	LIGHTING	A
L2	1	20	RCBO	2.5	GAMING	LIGHTING	A

LEGEND

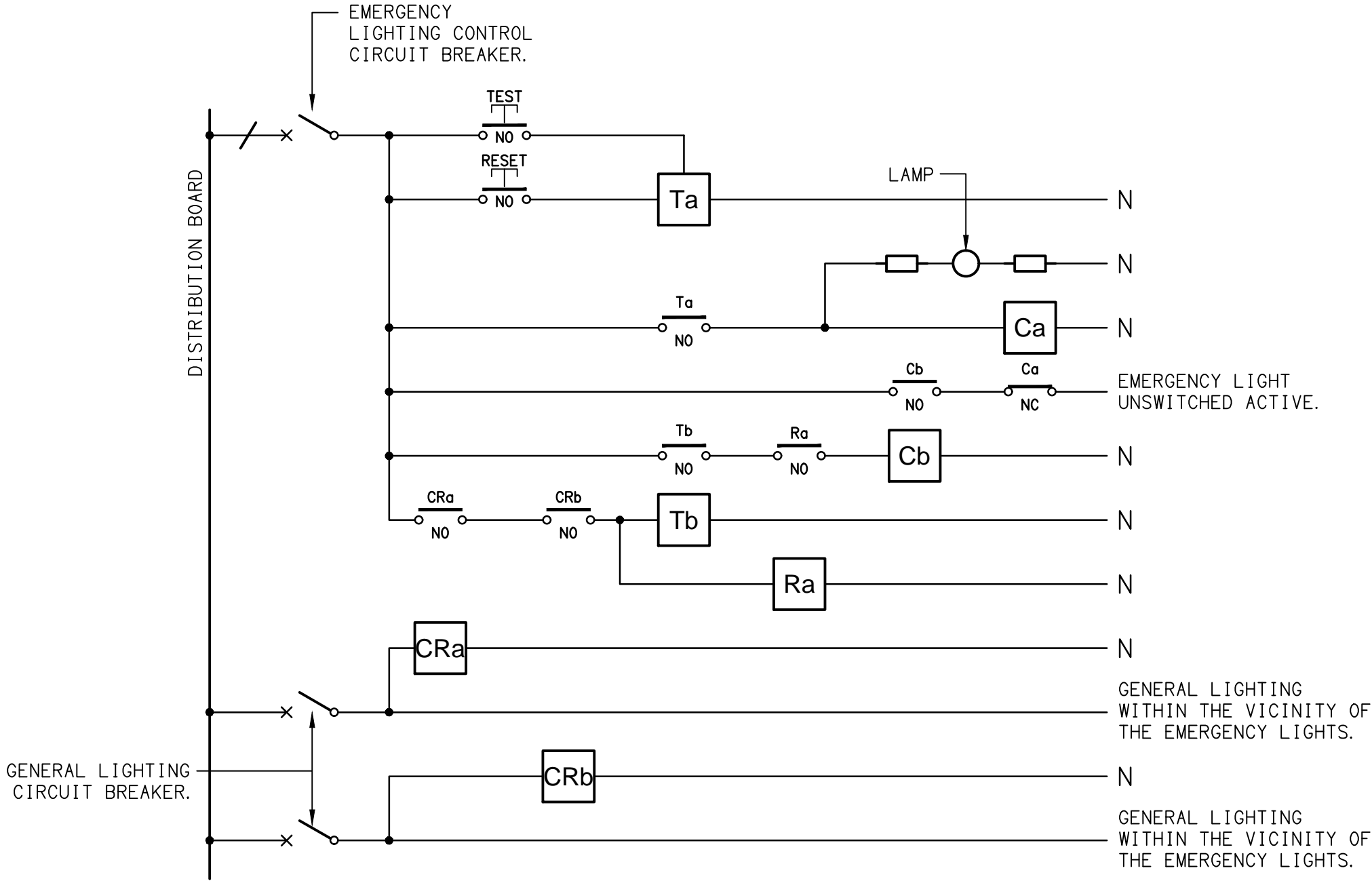
- | | |
|---|--|
|  | ELECTRICAL SERVICES SWITCHBOARD. |
|  | SWITCHBOARD / CONTROL PANEL NOT PROVIDED AS PART OF THE ELECTRICAL SUBCONTRACT. |
|  | SINGLE POWER OUTLET. |
|  | DOUBLE POWER OUTLET. |
|  | SINGLE PHASE ISOLATOR. |
|  | THREE PHASE ISOLATOR. |
|  | LIGHTING CONTROL SWITCHPANEL, TYPE x. |
|  | CIRCUIT LINE. |
|  | SWITCH LINE. |
|  | POWER CIRCUIT DESIGNATION.
DENOTES DB AND CIRCUIT. |
|  | LIGHTING CONTROL CHANNEL REFERENCE. |
|  | DALI POT. |
|  | ELECTRICAL EQUIPMENT AS NOTED. |
|  | REFER TO DETAIL NOTED FOR THE AREA SHOWN HATCHED.
ADDITIONAL OUTLETS & FITTINGS MAY BE SHOWN ON DETAIL. |
|  | Sx: LED JOINERY / CEILING STRIP LIGHT, TYPE AS NOTED. |
|  | E1: GENERAL RECESSED LED EMERGENCY LIGHT, WHITE. |
|  | E2: GAMING ROOM RECESSED LED EMERGENCY LIGHT, BLACK. |
|  | EX: EMERGENCY LED EXIT LIGHT, WHITE UNLESS NOTED AS BLACK (BK). |
|  | L1: 1200 LONG EMERGENCY BATTEN C/W SENSOR. |
|  | PDE: EXISTING DECORATIVE PENDANT TO BE RETAINED. |
|  | WL04: DUAL UP / DOWN WALL LIGHT. |
|  | RD01: RECESSED DOWNLIGHT, BLACK. |
|  | RD02: RECESSED DOWNLIGHT, WHITE. |
|  | RD03: RECESSED ADJUSTABLE DOWNLIGHT, WHITE. |
|  | RD04: RECESSED NARROW BEAM DOWNLIGHT, WHITE. |
|  | SL02: REPLACE THE EXISTING BATTEN LIGHT WITH A DECORATIVE PENDANT LIGHT. |



DETAIL

TYPICAL OUTLET MOUNTINGS

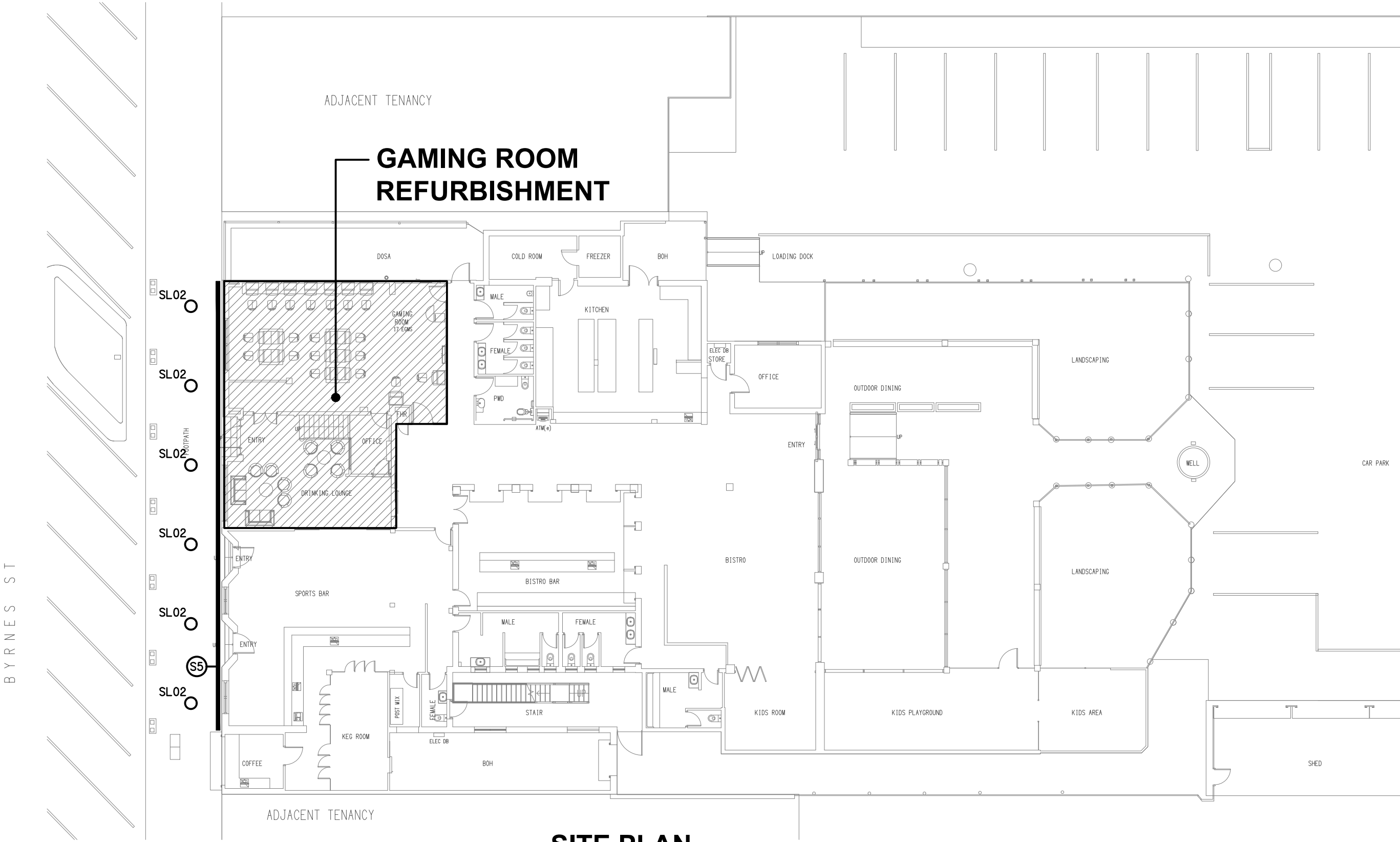
NOT TO SCALE



NOTES

1. THE EMERGENCY LIGHT UNSWITCHED ACTIVE / GENERAL LIGHTING SWITCHED ACTIVE CIRCUIT ARRANGEMENT AND CONTROL IS TYPICAL FOR ALL CIRCUITS SUPPLYING EMERGENCY LIGHTS.
2. PROVIDE ADDITIONAL CONTROL RELAYS (CRx) CONFIGURED AS PER CRa AND CRb FOR ALL ADDITIONAL LIGHTING CIRCUITS THAT SUPPLY LIGHTS IN THE VICINITY OF THE EMERGENCY LIGHTS.

SCHEMATIC
EMERGENCY LIGHTING
NOT TO SCALE



SITE PLAN

EXTENT OF WORKS

SCALE 1: 200

**ELECTRICAL DESIGN GROUP BRISBANE
PTY LTD**
ACN 092 710 793

TRADING AS:
ELECTRICAL DESIGN GROUP

THE COPYRIGHT OF THIS DRAWING
REMAINS THE PROPERTY OF THE
ELECTRICAL DESIGN GROUP.

USE FIGURED DIMENSIONS
IN PREFERENCE TO SCALE.

ALL DIMENSIONS TO BE
VERIFIED ONSITE.

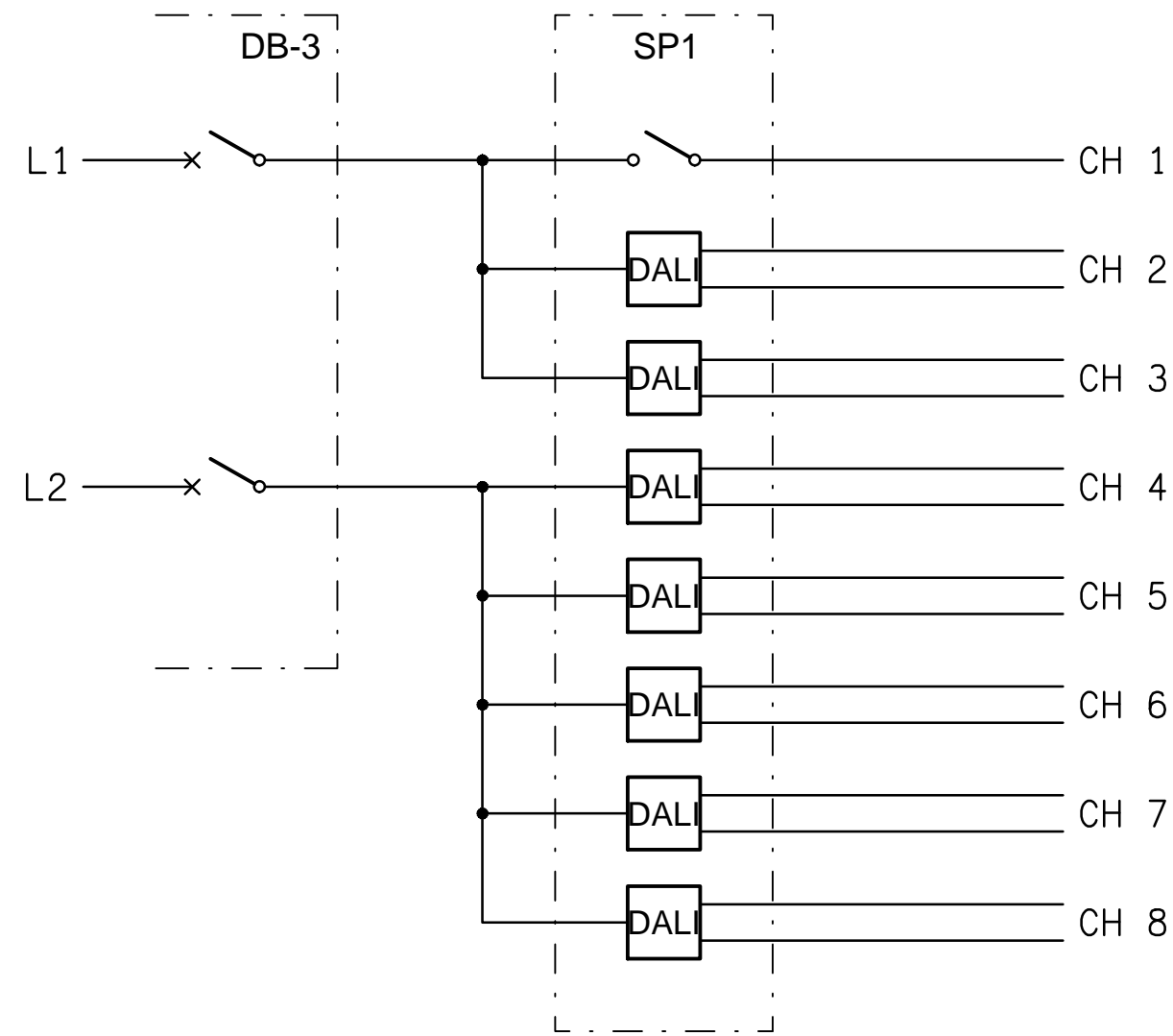
ELECTRICAL DESIGN GROUP
ELECTRICAL BUILDING SERVICES CONSULTANTS
BRISBANE GOLD COAST

P.O.Box 15, Sherwood Q.4075
Phone: (07) 3278 4375
Email: brisbane@edg.net.au
Web: www.edg.net.au

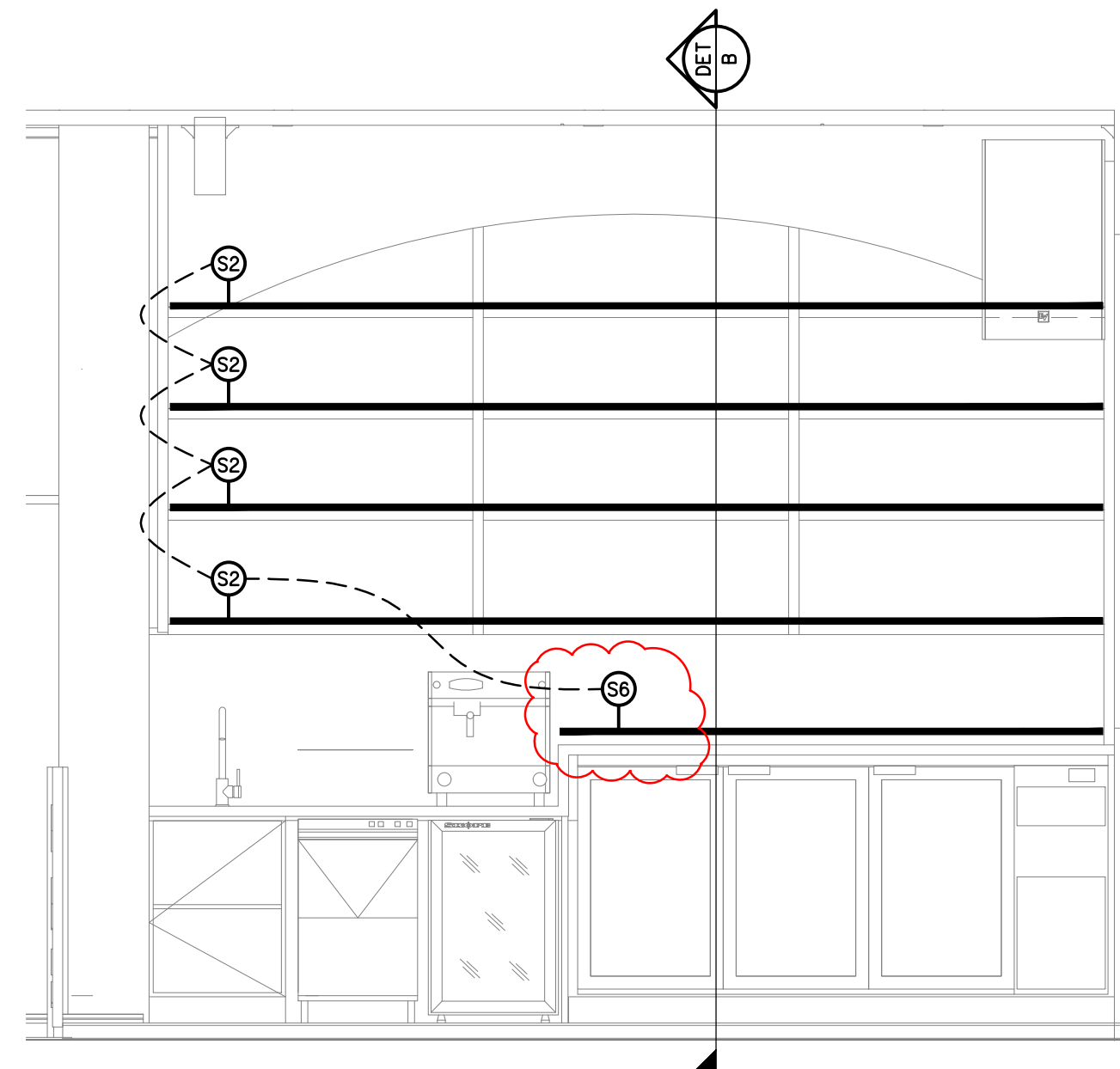
PROJECT: GATEWAY HOTEL, MAREEBA - GAMING ROOM

123 BYRNES STREET, MAREEBA, QUEENSLAND

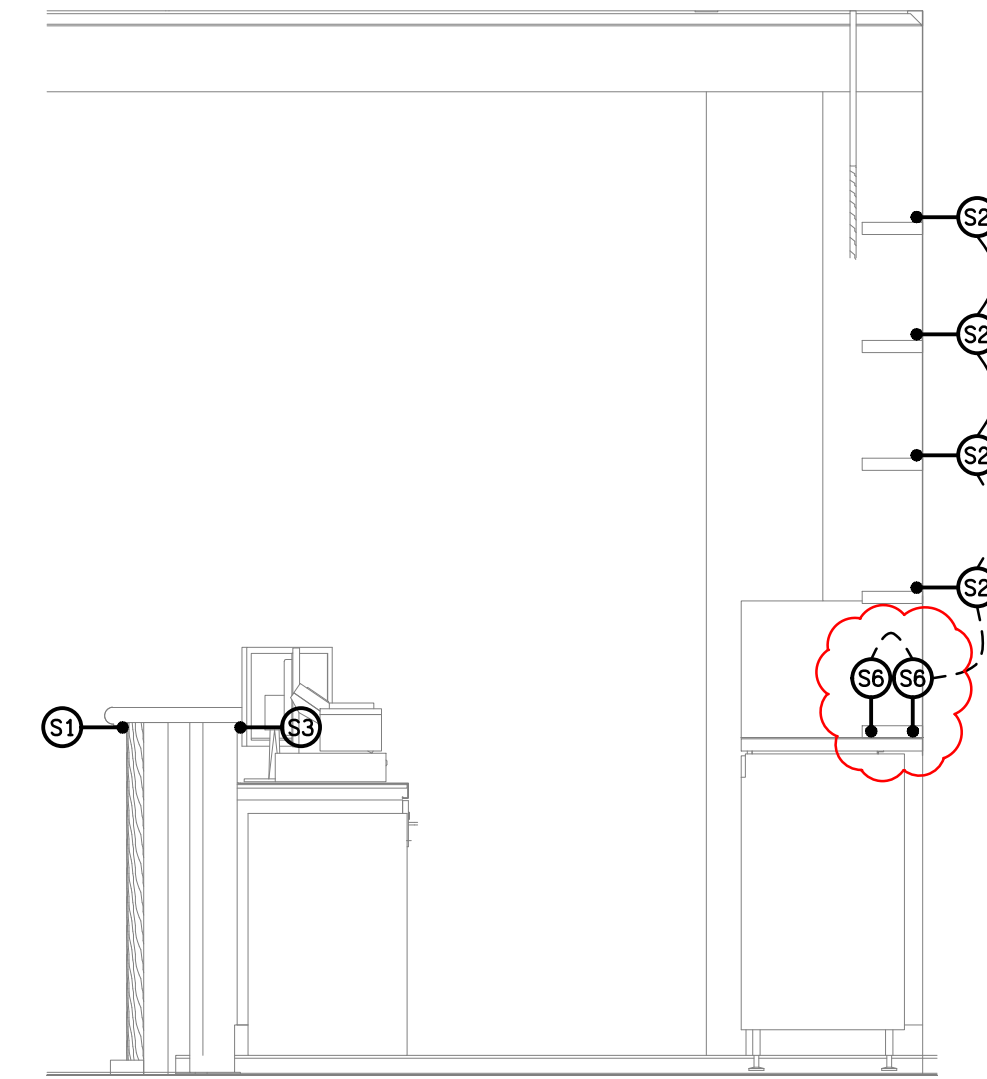
B	TENDER	10/04/2026	
REV:	DESCRIPTION:	DATE:	
DRAWING: ELECTRICAL SERVICES LEGEND & DETAILS			
SCALE: AS SHOWN	AT A1	PROJECT NO: C3714a	DRAWING NO: E01
		REVISION: B	



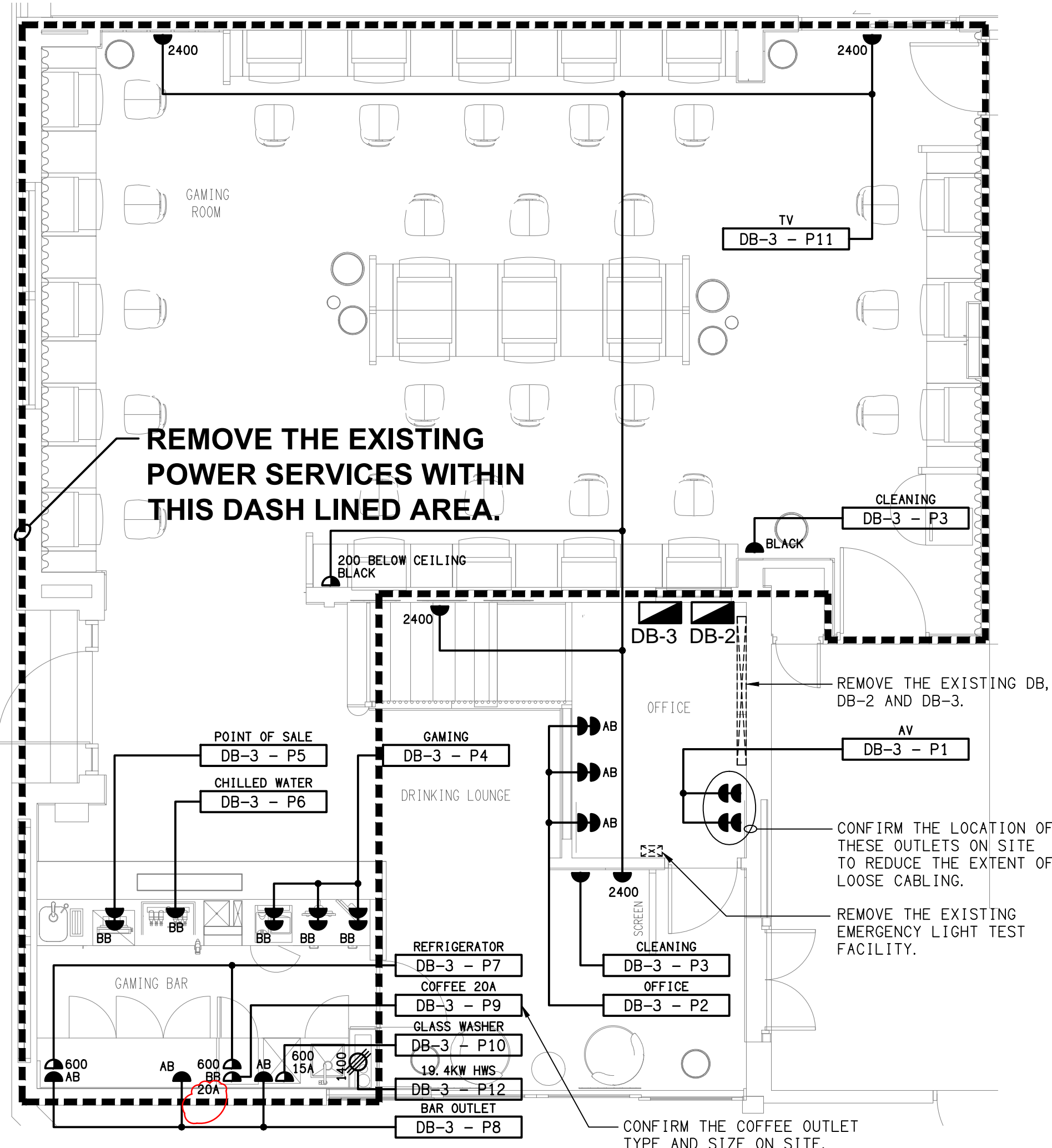
SCHEMATIC
LIGHTING CONTROL SP1
NOT TO SCALE



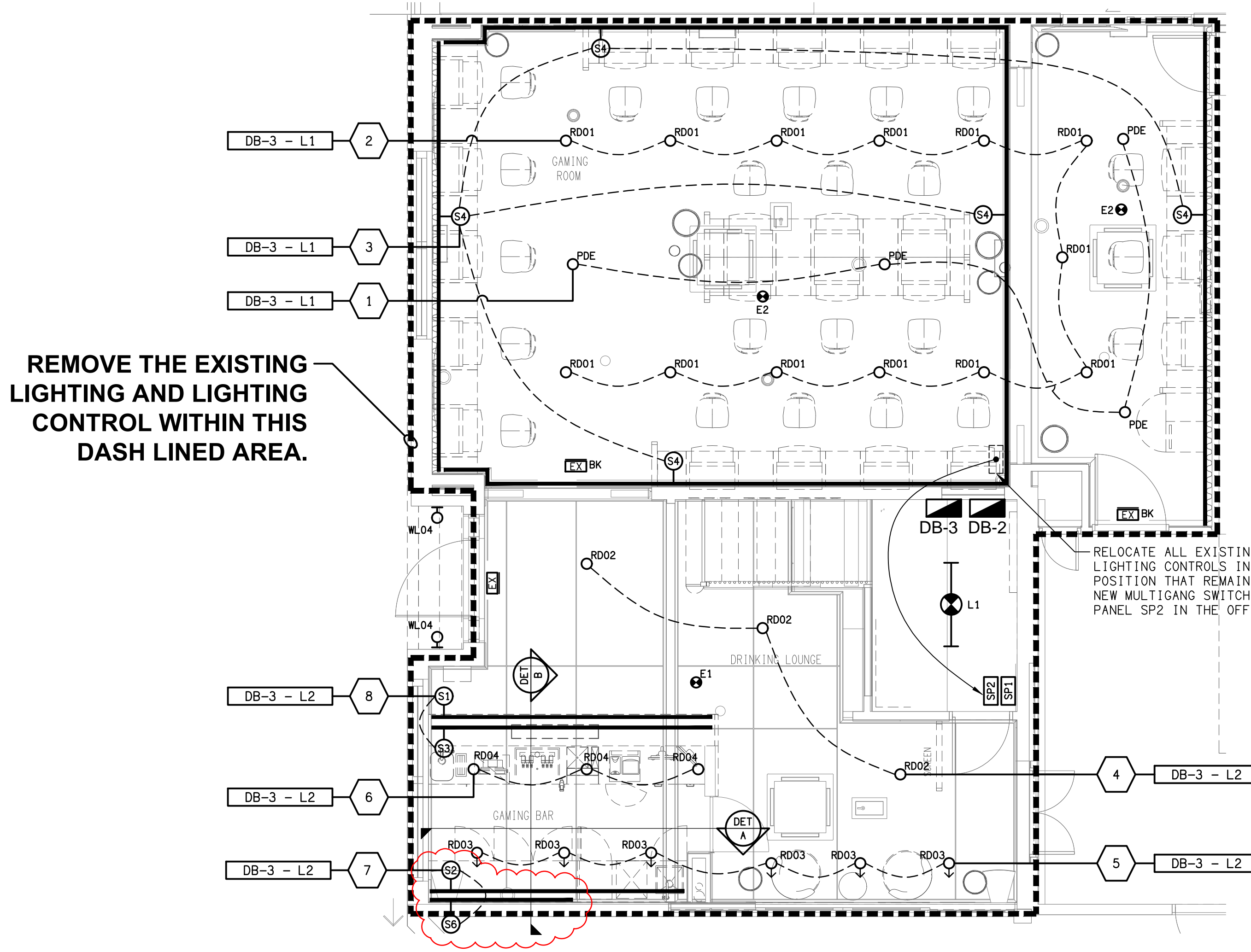
DETAIL A
GAMING BAR REAR WALL ELEVATION
SCALE 1:25



DETAIL B
GAMING BAR SECTION VIEW
SCALE 1:25



FLOOR PLAN
GAMING ROOM REFURBISHMENT
SCALE 1:50



REFLECTED CEILING PLAN
GAMING ROOM REFURBISHMENT
SCALE 1:50

ELECTRICAL DESIGN GROUP BRISBANE
PTY LTD
ACN 092 710 793
TRADING AS:
ELECTRICAL DESIGN GROUP

THE COPYRIGHT OF THIS DRAWING
REMAINS THE PROPERTY OF THE
ELECTRICAL DESIGN GROUP.
USE FIGURED DIMENSIONS
IN PREFERENCE TO SCALE.
ALL DIMENSIONS TO BE
VERIFIED ONSITE.

ELECTRICAL DESIGN GROUP
ELECTRICAL BUILDING SERVICES CONSULTANTS
BRISBANE GOLD COAST

P.O.Box 15, Sherwood Q.4075
Phone: (07) 3278 4375
Email: brisbane@edg.net.au
Web: www.edg.net.au

PROJECT:
GATEWAY HOTEL, MAREEBA - GAMING ROOM

123 BYRNES STREET, MAREEBA, QUEENSLAND

C	TENDER	13/04/2026
REV.	DESCRIPTION:	DATE:

DRAWING:
ELECTRICAL SERVICES
FLOOR PLAN & REFLECTED CEILING PLAN

SCALE:
1:50 UNO

AT A1

PROJECT NO:
C3714a

DRAWING NO:
E03

REVISION:
C